WATER METER ENVIRONMENT

- Water meter valves
- Anti-pollution
- Water meter environment accessories
- Water meter supports
- Meter boxes
- Meter chambers
- Spare parts

WATER METER ENVIRONMENT

Sainte-Lizaigne water meter valves

Valves with spherical rotation

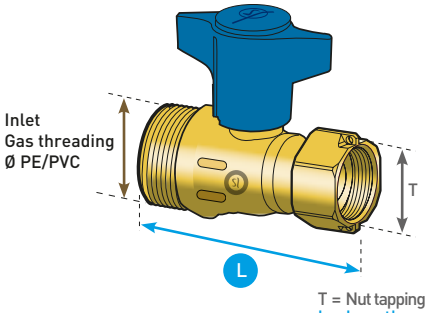

Straight valve

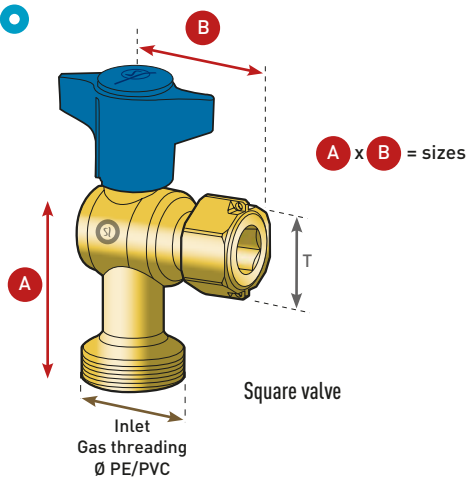

Square valve

All valves before water meter

2-position valve : opened/closed
3-position valve with "limited flow"

Valve opened

Valve closed

Valve in "limited flow" position

All handles before water meter

STANDARD

LOCKABLE Z

TAMPER-PROOF K

Inlets / outlets

Integrated brass fitting for PE/PVC

Type 18
U-CAN technology

Integrated synthetic fitting for PE/PVC

Type 19
U-CAN technology

Gas threading



Type 12

Sainte-Lizaigne water meter valves

All valves

before water meter
after water meter
check valve
with integrated check valve
multi-rotations

All configuration

straight / elbow

All sizes

ND15, 20, 30, 40

All after water meter valves

2-position valve
Check valve
Valve with integrated check valve

Brass check valve

High-resistance synthetic material check valve with integrated sealing

Valve with integrated check valve

Corresponding gas threading/inches

Gas threading ▶	15/21	20/27	26/34	33/42	40/49	50/60	66/76
Inches ▶	G 1/2"	G 3/4"	G 1"	G 1"1/4	G 1"1/2	G 2"	G 2"1/2

Brass rotating nut

Synthetic rotating nut with integrated sealing

All accessories for the range

LOCKABLE Z page 74
TAMPER-PROOF K page 75

Water meter valves with composite rotating nut

MAKE IT EASY INSTALLATION IN WATER METER ENVIRONMENT,
OPT FOR **VALVES WITH COMPOSITE ROTATING NUT** !

LAYING TIME SAVED

Valves are already equipped with an **INTEGRATED** and **UNLOSABLE GASKET**
The **CLAMPING** is done by **HAND, WITHOUT TOOLS**
Products are **COMPACT** and **LIGHT**

A BEFORE and AFTER WATER METER RANGE

to carry out a **100% compatible water meter installation**, with composite material

STRAIGHT or **SQUARE VALVES**, with **STANDARD**, **LOCKABLE** or **TAMPER-PROOF HANDLE**. **See p. 60 to 73**

ANTI-POLLUTION CHECK VALVE
58mm length equipped with :
- an EB insert with NF brand
- drains or caps

VALVE WITH INTEGRATED or male/femelle **EXTENSION CHECK VALVE** **See p. 78 to 83**

ROBUST EQUIPMENTS, in advanced synthetical material,

adapted to assemblies with **composit water meter**



Products are subject to do series of tests according to Sainte-Lizaigne specifications, based on synthetical connecting part validation requirements : pressure tightness, body mecanical resistance, accelerated aging test (100000 cycles from 0 to 30 bars).
For anti-pollution checkvalve, tests are based on NF Directive EN 13959 (flow and head loss, anti-pollution characteristics...)

Straight before water meter valves

GAS THREADED INLET

Brass

812 DL — 3-position - Lockable Z handle

ND	Inlet	Nut	Length	Qty	Ref.
15	20/27	20/27	67	12	**812DL 15**

GAS THREADED INLET

Brass

MOD 812 DL — 3-position - Lockable Z handle with jam nut to assemble on water meter support MODULA

ND	Inlet	Nut	Length	Qty	Ref.
15	20/27	20/27	67	1	**MOD 812DL 15**

A 3-position valve

to manage the flow of water in the network

EASY TO USE

To obtain the **LIMITED FLOW POSITION**, you just have to remove the cap and turn the butterfly knob in the direction of the arrow up to the stop

Open | Closed | Limited flow

LOCKABLE system at SEVERAL LEVELS

- In LIMITED FLOW POSITION, the cap in the butterfly knob prevent the rotation
- A seal on the cap complete the locking
- **All the positions are lockable with the Sainte-Lizaigne lock 707**

All accessories for the range

LOCKABLE Z
page 74

Straight before water meter valves

INTEGRATED FITTING

STANDARD

818EPJ 818EPJ S — Standard handle - Synthetic rotating nut Integrated fitting 28 U-CAN technology (PE/PVC/Gas threading)

Brass

			Standard version 818EPJ			SPDE version 818EPJ S		
ND	Ext. pipe ø	Nut	Length	Qty	Ref.	Length	Qty	Ref.
15	ø20	20/27	67	1	**818EPJ 15**	80	1	**818EPJ 15S**
15 G*	ø25	20/27	67	1	**818EPJ 15G**	80	1	**818EPJ 15GS**

**G : enlarged outlet.*

Before water meter valve with synthetic rotating nut

Integrated gasket

- A metering assembly (water meter, before and after water meter) in composite 100% compatible.
- Easy installation and handling
  - ➜ assembly without tools
  - ➜ integrated sealing
  - ➜ compact and light
- Strong products in advanced synthetic material, adapted to assemblies with composite water meters.

INTEGRATED FITTING

STANDARD

Gas threading

818 818 S — Standard handle - Integrated fitting 28 U-CAN technology (PE/PVC/Gas threading)

Brass

			Standard version 818/828			SPDE version 818/828 S		
ND	Ext. pipe ø	Nut	Length	Qty	Ref.	Length	Qty	Ref.
15	ø20	20/27	67	1	**818 15**	80	1	**818 15S**
15 G*	ø25	20/27	67	8	**818 15G**	80	1	**818 15GS**
15 H*	ø32	20/27	67	1	**818 15H**	-	-	-
20	ø25	26/34	67	1	**818 20**	80	1	**818 20S**
20 G*	ø32	26/34	67	1	**818 20G**	80	1	**818 20GS**
25	ø32	33/42	82	1	**818 25**	-	-	-
30	ø40	40/49	104	1	**818 30**	110	1	**818 30S**
30 G*	ø50	40/49	104	1	**818 30G**	110	1	**818 30GS**
40	ø50	50/60	119	1	**818 40**	139	1	**818 40S**

**G : enlarged outlet - H : outlet 2 x enlarged.*

INTEGRATED FITTING

818 T — Telescopic, not removable Integrated fitting 28 U-CAN technology (PE/PVC/Gas threading)

Brass

ND	Ext. pipe ø	Nut	Qty	Ref.
15	ø20	20/27	1	**818 15T**
15 G*	ø25	20/27	1	**818 15GT**
20	ø25	26/34	1	**818 20T**
20 G*	ø32	26/34	1	**818 20GT**

**G : enlarged outlet.*

INTEGRATED FITTING

LOCKABLE Z

818EPJ Z 818EPJ SZ — Lockable Z handle - Synthetic rotating nut Integrated fitting 28 U-CAN technology (PE/PVC/Gas threading)

Brass

			Standard version 818EPJ Z			SPDE version 818EPJ SZ		
ND	Ext. pipe ø	Nut	Length	Qty	Ref.	Length	Qty	Ref.
15	ø20	20/27	67	1	**818EPJ 15Z**	80	1	**818EPJ 15SZ**
15 G*	ø25	20/27	67	1	**818EPJ 15GZ**	80	1	**818EPJ 15GSZ**

**G : enlarged outlet.*

Straight before water meter valves

INTEGRATED FITTING

VERROUILLABLE Z

818 Z 818 SZ

Lockable Z handle - Integrated fitting 28 U-CAN technology (PE/PVC/Gas threading)

Brass

In situ

VER 707
+ CLE 707
See page 74

ND30 AND 40 MODELS

	Standard version 818 Z					SPDE version 818 SZ		
ND	Ext. pipe ø	Nut	Length	Qty	Ref.	Length	Qty	Ref.
15	ø20	20/27	67	1	**818 15Z**	80	1	**818 15SZ**
15 G*	ø25	20/27	67	1	**818 15GZ**	80	1	**818 15GSZ**
15 H*	ø32	20/27	67	1	**818 15HZ**	-	-	-
20	ø25	26/34	67	1	**818 20Z**	80	1	**818 20SZ**
20 G*	ø32	26/34	67	1	**818 20GZ**	80	1	**818 20GSZ**
25	ø32	33/42	82	1	**818 25Z**	-	-	-
30	ø40	40/49	104	1	**818 30Z**	110	1	**818 30SZ**
30G*	ø50	40/49	104	1	**818 30GZ**	110	1	**818 30GSZ**
40	ø50	50/60	119	1	**818 40Z**	139	1	**818 40Z**

**G : enlarged outlet - H : outlet 2 x enlarged. Please contact us for "limited flow" option on our Lockable Z before water meter valves.*

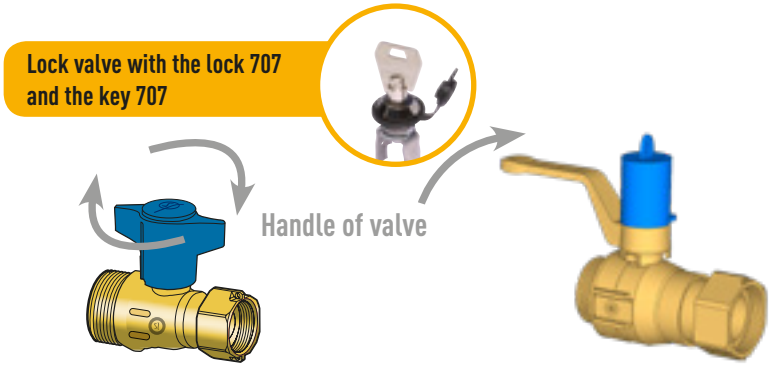

INTEGRATED FITTING

TAMPER-PROOF K

818EPJ K 818EPJ SK

Tamper-proof K system - Synthetic rotating nut Integrated fitting 28 U-CAN technology (PE/PVC/Gas threading)

Brass

	Standard version 818EPJ K					SPDE version 818EPJ SK		
ND	Ext. pipe ø	Nut	Length	Qty	Ref.	Length	Qty	Ref.
15	ø20	20/27	67	1	**818EPJ 15K**	80	1	**818EPJ 15SK**
15 G*	ø25	20/27	67	1	**818EPJ 15GK**	80	1	**818EPJ 15GSK**

**G : enlarged outlet.*

INTEGRATED FITTING

TAMPER-PROOF K

818 K 818 SK

Tamper-proof K system - Integrated fitting 28 U-CAN technology (PE/PVC/Gas threading)

Brass

In situ

VER 706
+ CLE 706

PAP 706
See page 75

	Standard version 818 K					SPDE version 818 SK		
ND	Ext. pipe ø	Nut	Length	Qty	Ref.	Length	Qty	Ref.
15	ø20	20/27	67	1	**818 15K**	80	1	**818 15SK**
15 G*	ø25	20/27	67	1	**818 15GK**	80	1	**818 15GSK**
15 H*	ø32	20/27	67	1	**818 15HK**	-	-	-
20	ø25	26/34	67	1	**818 20K**	80	1	**818 20SK**
20 G*	ø32	26/34	67	1	**818 20GK**	80	1	**818 20GSK**
25	ø32	33/42	82	1	**818 25K**	-	-	-

**G : enlarged outlet - H : outlet 2 x enlarged.*

Straight before water meter valves

INTEGRATED FITTING

STANDARD

819EPJ 819EPJ S

Standard handle - Synthetic rotating nut
Integrated fitting 29 U-CAN technology (PE/PVC/Gas threading)

Brass

			Standard version 819EPJ			SPDE version 819EPJ S		
ND	Ext. pipe ø	Nut	Length	Qty	Ref.	Length	Qty	Ref.
15 G*	ø25	20/27	67	1	**819EPJ 15G**	80	1	**819EPJ 15GS**

**G : enlarged outlet.*

Before water meter valve with synthetic rotating nut

Integrated gasket

- A metering assembly (water meter, before and after water meter) in composite 100% compatible.
- Easy installation and handling
  - ➜ assembly without tools
  - ➜ integrated sealing
  - ➜ compact and light
- Strong products in advanced synthetic material, adapted to assemblies with composite water meters.

INTEGRATED FITTING

STANDARD

Gas threading

819 819 S

Standard handle - Integrated fitting 29 U-CAN technology (PE/PVC/Gas threading)

Brass

			Standard version 819			SPDE version 819 S		
ND	Ext. pipe ø	Nut	Length	Qty	Ref.	Length	Qty	Ref.
15 G*	ø25	20/27	67	8	**819 15G**	80	1	**819 15GS**
15 H*	ø32	20/27	67	1	**819 15H**	-	-	-
20	ø25	26/34	67	1	**819 20**	80	1	**819 20S**
20 G*	ø32	26/34	67	1	**819 20G**	80	1	**819 20GS**
25	ø32	33/42	82	1	**819 25**	-	-	-

** G : enlarged outlet - H : outlet 2 x enlarged*

INTEGRATED FITTING

819 T

Telescopic, not removable - Integrated fitting 29 U-CAN technology (PE/PVC/Gas threading)

Brass

ND	Ext. pipe ø	Nut	Qty	Ref.
15 G*	ø25	20/27	1	**819 15GT**
20	ø25	26/34	1	**819 20T**
20 G*	ø32	26/34	1	**819 20GT**

**G : enlarged outlet.*

INTEGRATED FITTING

LOCKABLE Z

In situ

VER 707
+ CLE 707
See page 74

819EPJ Z 819EPJ SZ

Lockable Z handle - Synthetic rotating nut
Integrated fitting 29 U-CAN technology (PE/PVC/Gas threading)

Brass

			Standard version 819EPJ Z			SPDE version 819EPJ SZ		
ND	Ext. pipe ø	Nut	Length	Qty	Ref.	Length	Qty	Ref.
15 G*	ø25	20/27	67	1	**819EPJ 15GZ**	80	1	**819EPJ 15GSZ**

**G : enlarged outlet.*

Straight before water meter valves

LOCKABLE Z

In situ

VER 707
+ CLE 707
See page 74

Brass

819 Z 819 SZ — Lockable Z handle - Integrated fitting 29 U-CAN technology (PE/PVC/Gas threading)

			Standard version 819 Z			SPDE version 819 SZ		
ND	Ext. pipe ø	Nut	Length	Qty	Ref.	Length	Qty	Ref.
15 G*	ø25	20/27	67	1	**819 15GZ**	80	1	**819 15GSZ**
15 H*	ø32	20/27	67	1	**819 15HZ**	-	-	-
20	ø25	26/34	67	1	**819 20Z**	80	1	**819 20SZ**
20 G*	ø32	26/34	67	1	**819 20GZ**	80	1	**819 20GSZ**
25	ø32	33/42	82	1	**819 25Z**	-	-	-

**G : enlarged outlet - H: outlet 2 x enlarged*
Please contact us for "limited flow" option on our Lockable Z before water meter valves.

Lock valve with the lock 707 and the key 707

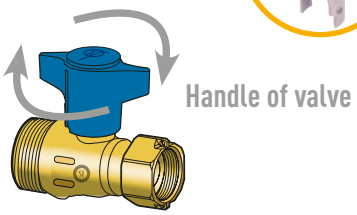

ND15 and 20 models

TAMPER-PROOF K

Brass

819EPJ K 819EPJ SK — Tamper-proof K system - Synthetic rotating nut Integrated fitting 29 U-CAN technology (PE/PVC/Gas threading)

			Standard version 819EPJ K			SPDE version 819EPJ SK		
ND	Ext. pipe ø	Nut	Length	Qty	Ref.	Length	Qty	Ref.
15 G*	ø25	20/27	67	1	**819EPJ 15GK**	80	1	**819EPJ 15GSK**

**G : enlarged outlet.*

In situ

VER 706
+ CLE 706

PAP 706
See page 75

Brass

819 K 819 SK — Tamper-proof K system - Integrated fitting 29 U-CAN technology (PE/PVC/Gas threading)

			Standard version 819 K			SPDE version 819 SK		
ND	Ext. pipe ø	Nut	Length	Qty	Ref.	Length	Qty	Ref.
15 G*	ø25	20/27	67	1	**819 15GK**	80	1	**819 15GSK**
15 H*	ø32	20/27	67	1	**819 15HK**	-	-	-
20	ø25	26/34	67	1	**819 20K**	80	1	**819 20SK**
20 G*	ø32	26/34	67	1	**819 20GK**	80	1	**819 20GSK**
25	ø32	33/42	82	1	**819 25K**	-	-	-

**G : enlarged outlet - H: outlet 2 x enlarged*

Straight before water meter valves

GAS THREADED INLET

Brass

812EPJ 812EPJ S — Standard handle - Synthetic rotating nut - Compatible U-CAN fitting

			Standard version 812EPJ			SPDE version 812EPJ S		
ND	Inlet	Nut	Length	Qty	Ref.	Length	Qty	Ref.
15 ¤	20/27	20/27	67	1	**812EPJ 15**	80	1	**812EPJ 15S**
15 G*	26/34	20/27	67	1	**812EPJ 15G**	80	1	**812EPJ 15GS**

**G : enlarged outlet. ¤ Reference not compatible with U-CAN integrated fitting.*

Before water meter valve with synthetic rotating nut

Integrated gasket

- A metering assembly (water meter, before and after water meter) in composite 100% compatible.
- Easy installation and handling
  - ➜ assembly without tools
  - ➜ integrated sealing
  - ➜ compact and light
- Strong products in advanced synthetic material, adapted to assemblies with composite water meters.

GAS THREADED INLET

STANDARD

Brass

812 812 S — Standard handle - Compatible U-CAN fitting

			Standard version 812			SPDE version 812 S		
ND	Inlet	Nut	Length	Qty	Ref.	Length	Qty	Ref.
15 R*¤	15/21	20/27	67	1	**812 15R**	80	1	**812 15RS**
15¤	20/27	20/27	67	12	**812 15**	80	1	**812 15S**
15 G*	26/34	20/27	67	12	**812 15G**	80	1	**812 15GS**
20	26/34	26/34	67	1	**812 20**	80	1	**812 20S**
20 G*	33/42	26/34	67	1	**812 20G**	80	1	**812 20GS**
25	33/42	33/42	82	1	**812 25**	-	-	-
30	40/49	40/49	104	1	**812 30**	110	1	**812 30S**
30 G*	50/60	40/49	104	1	**812 30G**	110	1	**812 30GS**
40	50/60	50/60	119	1	**812 40**	139	1	**812 40S**

** R : reduced outlet - G : enlarged outlet. ¤ Reference not compatible with U-CAN integrated fitting.*
ND 20, 30, 40 option : expanded gasket surface on request.

GAS THREADED INLET

LOCKABLE Z

In situ

VER 707
+ CLE 707
See page 74

Brass

812EPJ Z 812EPJ SZ — Lockable Z handle - Synthetic rotating nut Compatible U-CAN fitting

			Standard version 812EPJ Z			SPDE version 812EPJ SZ		
ND	Inlet	Nut	Length	Qty	Ref.	Length	Qty	Ref.
15 ¤	20/27	20/27	67	1	**812EPJ 15Z**	80	1	**812EPJ 15SZ**
15 G*	26/34	20/27	67	1	**812EPJ 15GZ**	80	1	**812EPJ 15GSZ**

**G : enlarged outlet. ¤ Reference not compatible with U-CAN integrated fitting.*

All accessories for the range

LOCKABLE Z page 74

TAMPER-PROOF K page 75

TAMPER-PROOF K function available on all before water meter valves ND 15, 20, 25.

LOCKABLE Z function available on all before water meter valves ND 15, 20, 25, 30, 40.

Straight before water meter valves

GAS THREADED INLET

LOCKABLE Z

In situ

VER 707
+ CLE 707
See page 74

ND30 AND 40 MODELS

812 Z 812 SZ Lockable Z handle - Compatible U-CAN fitting

Brass

			Standard version 812 Z			SPDE version 812 SZ		
ND	Inlet	Nut	Length	Qty	Ref.	Length	Qty	Ref
15 R*¤	15/21	20/27	67	1	**812 15RZ**	80	1	**812 15RSZ**
15¤	20/27	20/27	67	1	**812 15Z**	80	1	**812 15SZ**
15 G*	26/34	20/27	67	1	**812 15GZ**	80	1	**812 15GSZ**
20	26/34	26/34	67	1	**812 20Z**	80	1	**812 20SZ**
20 G*	33/42	26/34	67	1	**812 20GZ**	80	1	**812 20GSZ**
25	33/42	33/42	82	1	**812 25Z**	-	-	-
30	40/49	40/49	104	1	**812 30Z**	110	1	**812 30SZ**
30 G*	50/60	40/49	104	1	**812 30GZ**	110	1	**812 30GSZ**
40	50/60	50/60	119	1	**812 40Z**	139	1	**812 40GZ**

** R : reduced outlet - G : enlarged outlet.*
Please contact us for "limited flow" option on our lockable Z before water meter valves.
¤ Reference not compatible with U-CAN integrated fitting.
ND 20, 30, 40 option : expanded gasket surface on request.

Lock valve with the lock 707 and the key 707

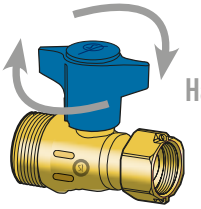

Handle of valve

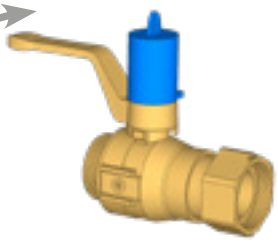

ND15 and 20 models

ND30 and 40 models

GAS THREADED INLET

TAMPER-PROOF K

812EPJ K 812EPJ SK Tamper-proof K system - Synthetic rotating nut Compatible U-CAN fitting

Brass

			Standard version 812EPJ K			SPDE version 812EPJ SK		
ND	Inlet	Nut	Length	Qty	Ref.	Length	Qty	Ref.
15 ¤	20/27	20/27	67	1	**812EPJ 15K**	80	1	**812EPJ 15SK**
15 G*	26/34	20/27	67	1	**812EPJ 15GK**	80	1	**812EPJ 15GSK**

**G : enlarged outlet. ¤ Reference not compatible with U-CAN integrated fitting.*

GAS THREADED INLET

TAMPER-PROOF K

VER 706
+ CLE 706

PAP 706
See page 75

812 K 812 SK Tamper-proof K system - Compatible U-CAN fitting

Brass

			Standard version 812 K			SPDE version 812 SK		
ND	Inlet	Nut	Length	Qty	Ref.	Length	Qty	Ref.
15 R*¤	15/21	20/27	67	1	**812 15RK**	-	-	-
15¤	20/27	20/27	67	1	**812 15K**	80	1	**812 15SK**
15 G*	26/34	20/27	67	1	**812 15GK**	80	1	**812 15GSK**
20	26/34	26/34	67	1	**812 20K**	80	1	**812 20SK**
20 G*	33/42	26/34	67	1	**812 20GK**	80	1	**812 20GSK**
25	33/42	33/42	82	1	**812 25K**	-	-	-

**R : reduced outlet - *G : enlarged outlet. ¤ Reference not compatible with U-CAN integrated fitting.*

Straight before water meter valves

GAS THREADED INLET

Brass

812 T — Telescopic, not removable - Compatible U-CAN fitting

ND	Inlet	Nut	Length mini	Length maxi	Qty	Ref.
15¤	20/27	20/27	103	126	1	**812 15T**
15 G*	26/34	20/27	106	130	1	**812 15GT**
20	26/34	26/34	110	133	1	**812 20T**
20 G*	33/42	26/34	110	133	1	**812 20GT**

** G : enlarged outlet. ¤ Reference not compatible with U-CAN integrated fitting.*

GAS THREADED INLET



Brass

882 — Long serie - Compatible U-CAN fitting

ND	Inlet	Nut	Length	Qty	Ref.	ND	Inlet	Nut	Length	Qty	Ref.
15¤	20/27	20/27	77	1	**882 15**	25	33/42	33/42	104	1	**882 25**
15 G*	26/34	20/27	84	1	**882 15G**	30	40/49	40/49	124	1	**882 30**
20	26/34	26/34	89	1	**882 20**	30 G*	50/60	40/49	124	1	**882 30G**
20 G*	33/42	26/34	100	1	**882 20G**	40	50/60	50/60	154	1	**882 40**

** G : enlarged outlet. 882 interchangeable with 981 see page 59. ¤ Reference not compatible with U-CAN integrated fitting.*

GAS THREADED INLET

Brass

981 — Multi-rotation - Straight control

ND	Inlet	Nut	Length	Qty	Ref.
15	20/27	20/27	77	1	**981 15**
15 G*	26/34	20/27	84	1	**981 15G**
20	26/34	26/34	89	1	**981 20**
20 G*	33/42	26/34	100	1	**981 20G**
25	33/42	33/42	105	1	**981 25**
30	40/49	40/49	124	1	**981 30**
30 G*	50/60	40/49	124	1	**981 30G**
40	50/60	50/60	154	1	**981 40**

** G : enlarged outlet.*

GAS THREADED INLET

Brass

972 — Multi-rotation - Inclined control

ND	Inlet	Nut	Length	Qty	Ref.
15	20/27	20/27	80	1	**972 15**
15 G*	26/34	20/27	80	1	**972 15G**
20	26/34	26/34	80	1	**972 20**
30	40/49	40/49	110	1	**972 30**
40	50/60	50/60	140	1	**972 40**

** G : enlarged outlet.*

Square before water meter valves

STANDARD

418EPJ 418EPJ S

Standard handle - Synthetic rotating nut
Integrated fitting 28 U-CAN technology (PE/PVC/Gas threading)

Brass

			Standard version 418EPJ			SPDE version 418EPJ S		
ND	Ext. pipe ø	Nut	Sizes A x B	Qty	Ref.	Sizes A x B	Qty	Ref.
15	ø20	20/27	50 x 45	1	**418 15**	50 x 57	1	**418EPJ 15S**
15 G*	ø25	20/27	50 x 45	8	**418 15G**	50 x 57	1	**418EPJ 15GS**

**G : enlarged outlet.*

Before water meter valve with synthetic rotating nut

Integrated gasket

- A metering assembly (water meter, before and after water meter) in composite 100% compatible.
- Easy installation and handling
  - ➜ assembly without tools
  - ➜ integrated sealing
  - ➜ compact and light
- Strong products in advanced synthetic material, adapted to assemblies with composite water meters.

STANDARD

Gas threading

418 418 S

Standard handle - Integrated fitting 28 U-CAN technology (PE/PVC/Gas threading)

Brass

			Standard version 418			SPDE version 418 S		
ND	Ext. pipe ø	Nut	Sizes A x B	Qty	Ref.	Sizes A x B	Qty	Ref.
15	ø20	20/27	50 x 45	1	**418 15**	50 x 57	1	**418 15S**
15 G*	ø25	20/27	50 x 45	8	**418 15G**	50 x 57	1	**418 15GS**
20	ø25	26/34	50 x 57	1	**418 20**	50 x 57	1	**418 20S**
20 G*	ø32	26/34	50 x 57	1	**418 20G**	50 x 57	1	**418 20GS**
25	ø32	33/42	50 x 62	1	**418 25**	-	-	**-**
30°	ø40	40/49	75 x 65	1	**418 30**	75 x 82	1	**418 30S**
30 G*°	ø50	40/49	75 x 65	1	**418 30G**	75 x 82	1	**418 30GS**
40°	ø50	50/60	75 x 70	1	**418 40**	75 x 82	1	**418 40S**

**G : enlarged outlet - ° Bronze.*

LOCKABLE Z

In situ

VER 707
+ CLE 707
See page 74

418EPJ Z 418EPJ SZ

Lockable Z handle - Synthetic rotating nut
Integrated fitting 28 U-CAN technology (PE/PVC/Gas threading)

Brass

			Standard version 418EPJ Z			SPDE version 418EPJ SZ		
ND	Ext. pipe ø	Nut	Sizes A x B	Qty	Ref.	Sizes A x B	Qty	Ref.
15	ø20	20/27	50x45	1	**418EPJ 15Z**	50x57	1	**418EPJ 15SZ**
15 G*	ø25	20/27	50x45	1	**418EPJ 15GZ**	50x57	1	**418EPJ 15GSZ**

**G : enlarged outlet.*

Square before water meter valves

LOCKABLE Z

In situ

VER 707
+ CLE 707
See page 72

ND30 AND 40 MODELS

Brass

418 Z 418 SZ — Lockable Z handle - Integrated fitting 28 U-CAN technology (PE/PVC/Gas threading)

			Standard version 418 Z			SPDE version 418 SZ		
ND	Ext. pipe ø	Nut	Sizes A x B	Qty	Ref.	Sizes A x B	Qty	Ref.
15	ø20	20/27	50 x 45	1	**418 15Z**	50 x 57	1	**418 15SZ**
15 G*	ø25	20/27	50 x 45	1	**418 15GZ**	50 x 57	1	**418 15GSZ**
20	ø25	26/34	50 x 57	1	**418 20Z**	50 x 57	1	**418 20SZ**
20 G*	ø32	26/34	50 x 57	1	**418 20GZ**	50 x 57	1	**418 20GSZ**
25	ø32	33/42	50 x 62	1	**418 25Z**	-	-	-
30	ø40	40/49	75 x 65	1	**418 30Z**	75 x 82	1	**418 30SZ**
30 G*	ø50	40/49	75 x 65	1	**418 30GZ**	75 x 82	1	**418 30GSZ**
40	ø50	50/60	75 x 70	1	**418 40Z**	75 x 82	1	**418 40SZ**

**G : enlarged outlet.*

Lock valve with the lock 707 and the key 707

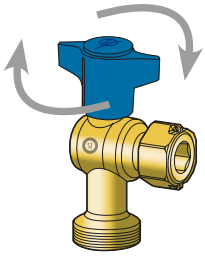

Handle of valve

ND15 and 20 models

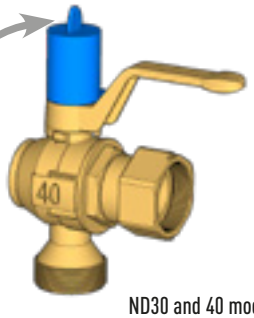

ND30 and 40 models

All accessories for the range

LOCKABLE Z
page 74

TAMPER-PROOF K
page 75

*U-CAN is a unique, proven connecting technology brought to you by Sainte-Lizaigne. It fits all Sainte-Lizaigne ranges of valves for connecting PEHD or PVC pipes (integrated fitting with connecting valves, stop valves and meter valves).
U-CAN is also available in a complete range of fittings (couplings, joiners, male and female fittings, tees, elbows, etc.) and offers the best combinations of traditional materials (DZR brass) and advanced synthetics (composite), for reliable connections.

Square before water meter valves

INTEGRATED FITTING

TAMPER-PROOF K

Brass

418EPJ K 418EPJ SK

Tamper-proof K system - Synthetic rotating nut
Integrated fitting 28 U-CAN technology (PE/PVC/Gas threading)

			Standard version 418EPJ K			SPDE version 418EPJ SK		
ND	Ext. pipe ø	Nut	Sizes A x B	Qty	Ref.	Sizes A x B	Qty	Ref.
15	ø20	20/27	50x45	1	**418EPJ 15K**	50x57	1	**418EPJ 15SK**
15 G*	ø25	20/27	50x45	1	**418EPJ 15GK**	50x57	1	**418EPJ 15GSK**

**G : enlarged outlet.*

Before water meter valve with synthetic rotating nut

Integrated gasket

- A metering assembly (water meter, before and after water meter) in composite 100% compatible.
- Easy installation and handling
  - ➜ assembly without tools
  - ➜ integrated sealing
  - ➜ compact and light
- Strong products in advanced synthetic material, adapted to assemblies with composite water meters.

INTEGRATED FITTING

TAMPER-PROOF K

In situ

VER 706
+ CLE 706

PAP 706
See page 75

Brass

418 K 418 SK

Tamper-proof K system - Integrated fitting 28 U-CAN technology (PE/PVC/Gas threading)

			Standard version 418 K			SPDE version 418 SK		
ND	Ext. pipe ø	Nut	Sizes A x B	Qty	Ref.	Sizes A x B	Qty	Ref.
15	ø20	20/27	50 x 45	1	**418 15K**	50 x 57	1	**418 15SK**
15 G*	ø25	20/27	50 x 45	1	**418 15GK**	50 x 57	1	**418 15GSK**
20	ø25	26/34	50 x 57	1	**418 20K**	50 x 57	1	**418 20SK**
20 G*	ø32	26/34	50 x 57	1	**418 20GK**	50 x 57	1	**418 20GSK**
25	ø32	33/42	50 x 62	1	**418 25K**	-	-	-

**G : enlarged outlet.*

Square before water meter valves

STANDARD

Brass

419EPJ 419EPJ S

Standard handle - Synthetic rotating nut
Integrated fitting 29 U-CAN technology (PE/PVC/Gas threading)

			Standard version 419EPJ			SPDE version 419EPJ S		
ND	Ext. pipe ø	Nut	Sizes A x B	Qty	Ref.	Sizes A x B	Qty	Ref.
15 G*	ø25	20/27	50 x 45	1	**419EPJ 15G**	50 x 57	1	**419EPJ 15GS**

**G : enlarged outlet.*

Before water meter valve with synthetic rotating nut

Integrated gasket

- A metering assembly (water meter, before and after water meter) in composite 100% compatible.
- Easy installation and handling
  ➜ assembly without tools
  ➜ integrated sealing
  ➜ compact and light
- Strong products in advanced synthetic material, adapted to assemblies with composite water meters.

STANDARD

Gas threading

Brass

419 419 S

Standard handle - Integrated fitting 29 U-CAN technology (PE/PVC/Gas threading)

			Standard version 419			SPDE version S 419 S		
ND	Ext. pipe ø	Nut	Sizes A x B	Qty	Ref.	Sizes A x B	Qty	Ref.
15 G*	ø25	20/27	50 x 45	8	**419 15G**	50 x 57	1	**419 15GS**
20	ø25	26/34	50 x 57	1	**419 20**	50 x 57	1	**419 20S**
20 G*	ø32	26/34	50 x 57	1	**419 20G**	50 x 57	1	**419 20GS**
25	ø32	33/42	50 x 62	1	**419 25**	-	-	-

**G : enlarged outlet - ° Bronze.*

LOCKABLE Z

In situ

VER 707
+ CLE 707
See page 74

Brass

419EPJ Z 419EPJ SZ

Lockable Z handle - Synthetic rotating nut
Integrated fitting 29 U-CAN technology (PE/PVC/Gas threading)

			Standard version 419EPJ Z			SPDE version 419EPJ SZ		
ND	Ext. pipe ø	Nut	Sizes A x B	Qty	Ref.	Sizes A x B	Qty	Ref.
15 G*	ø25	20/27	50x45	1	**419EPJ 15GZ**	50x57	1	**419EPJ 15GSZ**

**G : enlarged outlet.*

All accessories for the range

LOCKABLE Z page 74

TAMPER-PROOF K page 75

Square before water meter valves

INTEGRATED FITTING

LOCKABLE Z

In situ

VER 707
+ CLE 707
See page 74

Brass

419 Z 419 SZ

Lockable Z handle - Integrated fitting 29 U-CAN technology (PE/PVC/Gas threading)

			Standard version 419 Z			SPDE version 419 SZ		
ND	Ext. pipe ø	Nut	Sizes A x B	Qty	Ref.	Sizes A x B	Qty	Ref.
15 G*	ø25	20/27	50 x 45	1	**419 15GZ**	50 x 57	1	**419 15GSZ**
20	ø25	26/34	50 x 57	1	**419 20Z**	50 x 57	1	**419 20SZ**
20 G*	ø32	26/34	50 x 57	1	**419 20GZ**	50 x 57	1	**419 20GSZ**
25	ø32	33/42	50 x 62	1	**419 25Z**	-	-	-

**G : enlarged outlet.*

INTEGRATED FITTING

TAMPER-PROOF K

Brass

419EPJ K 419EPJ SK

Tamper-proof K system - Synthetic rotating nut Integrated fitting 29 U-CAN technology (PE/PVC/Gas threading)

			Standard version 419EPJ K			SPDE version 419EPJ SK		
ND	Ext. pipe ø	Nut	Sizes A x B	Qty	Ref.	Sizes A x B	Qty	Ref.
15 G*	ø25	20/27	50 x 45	1	**419EPJ 15GK**	50x57	1	**419EPJ 15GSK**

**G : enlarged outlet.*

INTEGRATED FITTING

TAMPER-PROOF K

In situ

VER 706
+ CLE 706

PAP 706
See page 75

Brass

419 K 419 SK

Tamper-proof K system - Integrated fitting 29 U-CAN technology (PE/PVC/Gas threading)

			Standard version 419 K			SPDE version 419 SK		
ND	Ext. pipe ø	Nut	Sizes A x B	Qty	Ref.	Sizes A x B	Qty	Ref.
15 G*	ø25	20/27	50 x 45	1	**419 15GK**	50 x 57	1	**419 15GSK**
20	ø25	26/34	50 x 57	1	**419 20K**	50 x 57	1	**419 20SK**
20 G*	ø32	26/34	50 x 57	1	**419 20GK**	50 x 57	1	**419 20GSK**
25	ø32	33/42	50 x 62	1	**419 25K**	-	-	-

**G : enlarged outlet.*

*U-CAN is a unique, proven connecting technology brought to you by Sainte-Lizaigne. It fits all Sainte-Lizaigne ranges of valves for connecting PEHD or PVC pipes (integrated fitting with connecting valves, stop valves and meter valves).
U-CAN is also available in a complete range of fittings (couplings, joiners, male and female fittings, tees, elbows, etc.) and offers the best combinations of traditional materials (DZR brass) and advanced synthetics (composite), for reliable connections.

Square before water meter valves

GAS THREADED INLET

STANDARD

Brass

412EPJ 412EPJ S — Standard handle - Synthetic rotating nut - Compatible U-CAN fitting

			Standard version 412EPJ			SPDE version 412EPJ S		
ND	Inlet	Nut	Sizes AxB	Qty	Ref.	Sizes AxB	Qty	Ref.
15	20/27	20/27	50x45	1	**412EPJ 15**	50x57	1	**412EPJ 15S**
15 G*	26/34	20/27	50x45	1	**412EPJ 15G**	50x57	1	**412EPJ 15GS**

**G : enlarged outlet.*

Before water meter valve with synthetic rotating nut

Integrated gasket

- A metering assembly (water meter, before and after water meter) in composite 100% compatible.
- Easy installation and handling
  - ➜ assembly without tools
  - ➜ integrated sealing
  - ➜ compact and light
- Strong products in advanced synthetic material, adapted to assemblies with composite water meters.

GAS THREADED INLET

STANDARD

Brass

412 412 S — Standard handle - Compatible U-CAN fitting

			Standard version 412			SPDE version 412 S		
ND	Inlet	Nut	Sizes A x B	Qty	Ref.	Sizes A x B	Qty	Ref.
15	20/27	20/27	50 x 45	8	**412 15**	50 x 57	1	**412 15S**
15 G*	26/34	20/27	50 x 45	1	**412 15G**	50 x 57	1	**412 15GS**
20	26/34	26/34	50 x 57	1	**412 20**	50 x 57	1	**412 20S**
20 G*	33/42	26/34	50 x 57	1	**412 20G**	50 x 57	1	**412 20GS**
25	33/42	33/42	50 x 62	1	**412 25**	-	-	-
30°	40/49	40/49	75 x 65	1	**412 30**	75 x 82	1	**412 30S**
30 G*°	50/60	40/49	75 x 65	1	**412 30G**	75 x 82	1	**412 30GS**
40°	50/60	50/60	75 x 70	1	**412 40**	75 x 82	1	**412 40S**

**G : enlarged outlet - ° Bronze.*

GAS THREADED INLET

LOCKABLE Z

Brass

412EPJ Z 412EPJ SZ — Lockable Z handle - Synthetic rotating nut Compatible U-CAN fitting

			Standard version 412EPJ Z			SPDE version 412EPJ SZ		
ND	Inlet	Nut	Sizes A x B	Qty	Ref.	Sizes A x B	Qty	Ref.
15	20/27	20/27	50x45	1	**412EPJ 15Z**	50 x 57	1	**412EPJ 15SZ**
15 G*	26/34	20/27	50x45	1	**412EPJ 15GZ**	50 x 57	1	**412EPJ 15GSZ**

**G : enlarged outlet.*

GAS THREADED INLET

LOCKABLE Z

In situ

VER 707
+ CLE 707
See page 74

ND30 AND 40 MODELS

Brass

412 Z 412 SZ — Lockable Z handle - Compatible U-CAN fitting

			Standard version 412 Z			SPDE version 412 SZ		
ND	Inlet	Nut	Sizes A x B	Qty	Ref.	Sizes A x B	Qty	Ref.
15	20/27	20/27	50 x 45	1	**412 15Z**	50 x 57	1	**412 15SZ**
15 G*	26/34	20/27	50 x 45	1	**412 15GZ**	50 x 57	1	**412 15GSZ**
20	26/34	26/34	50 x 57	1	**412 20Z**	50 x 57	1	**412 20SZ**
20 G*	33/42	26/34	50 x 57	1	**412 20GZ**	50 x 57	1	**412 20GSZ**
25	33/42	33/42	50 x 62	1	**412 25Z**	-	-	-
30	40/49	40/49	75 x 65	1	**412 30Z**	75 x 82	1	**412 30SZ**
30 G*°	50/60	40/49	75 x 65	1	**412 30GZ**	75 x 82	1	**412 30GSZ**
40	50/60	50/60	75 x 70	1	**412 40GZ**	75 x 82	1	**412 40SZ**

**G : enlarged outlet.*

Square before water meter valves

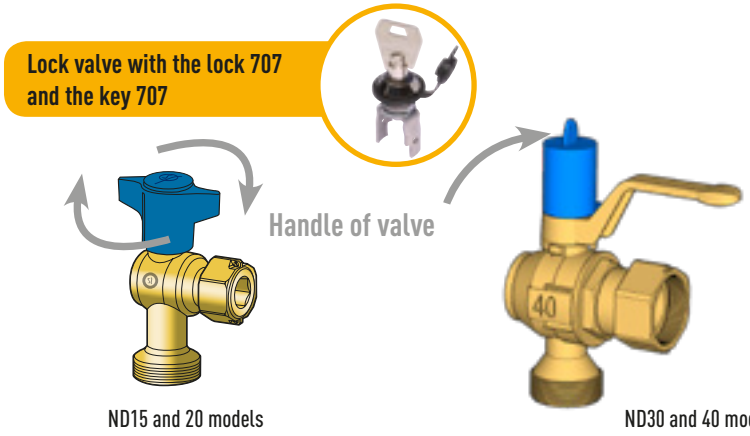

ND15 and 20 models

ND30 and 40 models

GAS THREADED INLET

TAMPER-PROOF K

Brass

412EPJ K 412EPJ SK — Tamper-proof K system - Synthetic rotating nut Compatible U-CAN fitting

			Standard version 412EPJ K			SPDE version 412EPJ SK		
ND	Inlet	Nut	Sizes A x B	Qty	Ref.	Sizes A x B	Qty	Ref.
15	20/27	20/27	50 x 45	1	**412EPJ 15K**	50 x 57	1	**412EPJ 15SK**
15 G*	26/34	20/27	50 x 45	1	**412EPJ 15GK**	50 x 57	1	**412EPJ 15GSK**

**G : enlarged outlet.*

GAS THREADED INLET

TAMPER-PROOF K

In situ

VER 706
+ CLE 706

PAP 706
See page 75

Brass

412 K 412 SK — Tamper-proof K system - Compatible U-CAN fitting

			Standard version 412 K			SPDE version 412 SK		
ND	Inlet	Nut	Sizes A x B	Qty	Ref.	Sizes A x B	Qty	Ref.
15	20/27	20/27	50 x 45	1	**412 15K**	50 x 57	1	**412 15SK**
15 G*	26/34	20/27	50 x 45	1	**412 15GK**	50 x 57	1	**412 15GSK**
20	26/34	26/34	50 x 57	1	**412 20K**	50 x 57	1	**412 20SK**
20 G*	33/42	26/34	50 x 57	1	**412 20GK**	50 x 57	1	**412 20GSK**
25	33/42	33/42	50 x 62	1	**412 25K**	-	-	-

**G : enlarged outlet.*

GAS THREADED INLET

Brass

979 — Multi-rotation – Straight control

ND	Inlet	Nut	Sizes A x B	Qty	Ref.
15	20/27	20/27	50 x 57	1	**979 15**
15 G*	26/34	20/27	50 x 57	1	**979 15G**
20	26/34	26/34	50 x 57	1	**979 20**
20 G*	33/42	26/34	50 x 57	1	**979 20G**
30	40/49	40/49	73 x 82	1	**979 30**
40	50/60	50/60	73 x 82	1	**979 40**

**G : enlarged outlet.*

All accessories for the range

LOCKABLE Z page 74

TAMPER-PROOF K page 75

TAMPER-PROOF K function available on all before water meter valves ND 15, 20, 25.

LOCKABLE Z function available on all before water meter valves ND 15, 20, 25, 30, 40.

Accessories for before water meter valves – lockable

CLE 707 Key for spherical valve LOCKABLE Z

	Ref.
Key only for lock 707	CLE 706 15

VER 707 Lock for spherical valve LOCKABLE Z

	Ref.
Lock only (for valves ND 15 to 40)	VER 707 1520
Lock only, limited flow version* (for valves ND 15 to 40)	VER 707 1520 DL

KIT 707 15

KIT 707 3040

KIT 707 Lock holder for spherical valve LOCKABLE Z

Ref.	
Lock holder + nut + cap to convert valve ND 15, 20, 25	KIT 707 15
Lock holder + nut + cap to convert valve ND 30 and ND 40	KIT 707 3040

Available in 2020

KIT VER 707 P Lock for spherical valve LOCKABLE Z equipped with a protective cap

	Ref.	Prix
Lock only + protective cap (for valves ND 15, 20, 25)	KIT VER 707 P	-
Lock only, limited flow version* + protective cap (for valves ND 15, 20, 25)	KIT VER 707 DLP	-

MAL 706 707 Tool for converting standard spherical valve to LOCKABLE Z or TAMPER-PROOF K

	Ref.
Tool for spherical valve ND 15, 20, 25, 30, 40	MAL 706 707

KIT 707 20

KIT 707 3040 LEV

PDR KIT 707 Lock holder for spherical valve old generation LOCKABLE Z

	Ref.
Lock holder + nut + cap to convert valve ND 20 and telescopic ND 15 (only for valves 811, 828, 411, 428 version to end 2016)	KIT 707 20
Lock holder + nut + cap + lever to couvert valve ND 30 and ND 40 (only for valves of the year 2017)	KIT 707 3040 LEV

Accessories for before water meter valves – tamper-proof

CLE 706 Key for spherical valve TAMPER-PROOF K

	Ref.
Key only for lock 706	CLE 706 15

VER 706 Lock for spherical valve TAMPER-PROOF K

	Ref.
Lock only (for valves ND 15 to 25)	VER 706 15

PAP 706 Butterfly knob for spherical valve TAMPER-PROOF K

	Unlosable (for customer)	Standard (for maintenance)*
ND	Ref.	Ref.
15, 20, 25	PAP 706 15	PAP 706 15S
20 (only for valves 811, 828, 411, 428 generation)	PAP 706 20	PAP 706 20S

**Removable in all positions.*

KIT 706 Lock holder for spherical valve TAMPER-PROOF K

	Ref.
Lock holder + nut to convert valve ND 15, 20, 25	KIT 706 15B

MAL 706 707 Tool for converting standard spherical valve to LOCKABLE Z or TAMPER-PROOF K

	Ref.
Tool for spherical valve ND 15, 20, 25	MAL 706 707

PDR KIT 706 Lock holder for spherical valve old generation TAMPER-PROOF K

	Ref.
Lock holder + washer + nut to convert valve ND 20 and telescopic ND 15 (only for valves 811, 828, 411, 428 generation)	KIT 706 20B

Our keys and locks are supplied EXCLUSIVELY to water distributors.
All our spherical water meter valves can be converted to lockable (ND 15 to 40) or tamper-proof valves (ND 15 to 25).

Straight after water meter valves

GAS THREADED OUTLET

Brass

912 P01 With unlosable downstream drain - Compatible U-CAN fitting

ND	Nut	Outlet	Length P01	Length P10	Qty	Ref.
15¤	20/27	20/27	86	67	1	912 15P01
20	26/34	26/34	94	77	1	912 20P01
30	40/49	40/49	123	104	1	912 30P01
40	50/60	50/60	135	112	1	912 40P01

Available with upstream drain 912 P10. ¤ Reference not compatible with U-CAN integrated fitting.

ROTATING NUTS

Brass

872 Female double rotating nut

ND	2 Nuts	Length	Qty	Ref.
15	20/27	80	1	872 15
20	26/34	80	1	872 20
30	40/49	110	1	872 30
40	50/60	-	1	872 40

GAS THREADED OUTLET



Brass

852 Male spherical stop valve - Inlet compatible U-CAN fitting

ND	Inlet	Male	Length	Ref.
15¤	15/21	15/21	70	852 15
15 G*¤	20/27	20/27	65	852 15G
20 G*	26/34	26/34	72	852 20G
20 H*	33/42	33/42	78	852 20H
30 G*	40/49	40/49	99	852 30G
40 G*	50/60	50/60	115	852 40G

**G : enlarged outlet - H : 2 x enlarged outlet. ¤ Reference not compatible in inlet with U-CAN integrated fitting.*

GAS THREADED OUTLET

Brass

987 Multi-rotation - Straight control

ND	Nut	Outlet	Length	Qty	Ref.
15	20/27	20/27	62	1	987 15
20	26/34	26/34	75	1	987 20

GAS THREADED OUTLET

Brass

977 Multi-rotation – Inclined control

ND	Nut	Outlet	Length	Qty	Ref.
15	20/27	20/27	80	1	977 15
20	26/34	26/34	80	1	977 20

Available with 1 cap 760 or 2 caps 760.

GAS THREADED OUTLET

Brass

S MA 975 Multi-rotation - Inclined control

ND	2 Nuts	Length	Qty	Ref.
40	50/60	140	1	S MA 975 40

Square after water meter valves

Brass

512 SP10 SPDE with unlosable upstream drain - Compatible U-CAN fitting

ND	Nut	Outlet	Sizes A x B	Qty	Ref.
15¤	20/27	20/27	50 x 57	1	**512 15SP10**
15 G*	20/27	26/34	50 x 57	1	**512 15GSP10**
20	26/34	26/34	50 x 57	1	**512 20SP10**
30	40/49	40/49	73 x 82	1	**512 30SP10**
40	50/60	50/60	73 x 82	1	**512 40SP10**

**G : enlarged outlet. ¤ Reference not compatible in inlet with U-CAN integrated fitting.*

Water meter valves accessories and spare parts

Brass

705 Replacement heads*

	Threaded version		Standardized version			SPDE version	
ND	Threading	Ref.	Norm.	Ref.		SPDE	Ref.
10	19 x 150	**705 19150**	12/17	**705 1217**		-	**-**
10	20 x 150	**705 20150**	15/21	**705 1521**		-	**-**
10	21 x 150	**705 21150**	20/27	**705 2027**		20/27	**705 2027S**
12	22 x 150	**705 22150**	26/34	**705 2634**		-	**-**
12	23 x 150	**705 23150**	-	**-**	-	33/42	**705 3342S**
15	24 x 150	**705 24150**	-	**-**	-	40/49	**705 4049S**
15	25 x 150	**705 25150**	-	**-**	-	50/60	**705 5060S**
15	26 x 150	**705 26150**					
15	27 x 150	**705 27150**					
15	28 x 150	**705 28150**					
20	29 x 150	**705 29150**					
20	30 x 150	**705 30150**					
20	31 x 150	**705 31150**					
20	32 x 150	**705 32150**					

Universal key	**CLE 705**

Please contact us.

**Replacement heads : please contact us.*

Seals for replacement heads : please give details when ordering.

Square key-drop heads : please contact us.

Straight anti-pollution check valves

TYPE EA

EB insert with NF brand

Synthetic material

310P L58

Enables installation with a 110 mm water meter in place of a 170 mm water meter

				Drain-Drain		Cap-Cap	
ND	Nut	Outlet	Length	Qty	Ref.	Qty	Ref.
15	20/27	20/27	58	10	**310P 15L58PP**	10	**310P 15L58BB**

Exists in these versions : drain-drain (PP), cap-cap (BB), drain-cap (PB), cap-drain (BP).

Anti-pollution check valve 310P 15L58PP or BB

Integrated gasket

Wide gasket surface

- A metering assembly (water meter, before and after water meter) in composite 100% compatible.
- Easy installation and handling
  - ➜ assembly without tools
  - ➜ integrated sealing
  - ➜ compact and light
- Strong products in advanced synthetic material, adapted to assemblies with composite water meters.

TYPE EA

Complies with NF Directive EN 13959

Brass

310 L58

Enables installation with a 110 mm water meter in place of a 170 mm water meter

				Drain-Drain		Cap-Cap	
ND	Nut	Outlet	Length	Qty	Ref.	Qty	Ref.
15	20/27	20/27	58	10	**310 15L58PP**	10	**310 15L58BB**

Exists in these versions : drain-drain (PP), cap-cap (BB), drain-cap (PB), cap-drain (BP).

TYPE EA

Complies with NF Directive EN 13959

Brass

310

				Drain-Drain		Cap-Cap	
ND	Nut	Outlet	Length	Qty	Ref.	Qty	Ref.
15	20/27	20/27	78	10	**310 15L78PP**	10	**310 15L78BB**
20	26/34	26/34	80	5	**310 20L80PP**	8	**310 20L80BB**
30	40/49	40/49	98	3	**310 30L98PP**	3	**310 30L98BB**
40	50/60	50/60	105	2	**310 40L105PP**	2	**310 40L105BB**
40	50/60	50/60	140	2	**310 40L140PP**	2	**310 40L140BB**

				Drain-Cap		Cap-Drain	
ND	Nut	Outlet	Length	Qty	Ref.	Qty	Ref.
15	20/27	20/27	78	8	**310 15L78PB**	10	**310 15L78BP**
20	26/34	26/34	80	6	**310 20L80PB**	6	**310 20L80BP**
30	40/49	40/49	98	3	**310 30L98PB**	3	**310 30L98BP**
40	50/60	50/60	105	2	**310 40L105PB**	2	**310 40L105BP**
40	50/60	50/60	140	2	**310 40L140PB**	2	**310 40L140BP**

Exists in these versions : wheel drain (VV), plastic caps (CC).
Please contact us.

Square anti-pollution check valves

Brass

320

Complies with NF Directive EN 13959

			Drain-Drain		Cap-Cap	
ND	Nut	Outlet	Qty	Ref.	Qty	Ref.
15	20/27	20/27	6	**320 15PP**	8	**320 15BB**
20	26/34	26/34	6	**320 20PP**	8	**320 20BB**

Elbowed right.

			Drain-Cap		Cap-Drain	
ND	Nut	Outlet	Qty	Ref.	Qty	Ref.
15	20/27	20/27	6	**320 15PB00**	6	**320 15BP00**
20	26/34	26/34	6	**320 20PB00**	6	**320 20BP00**

Elbowed right.

			Drain-Drain		Cap-Cap	
ND	Nut	Outlet	Qty	Ref.	Qty	Ref.
15	20/27	20/27	6	**320 1500PP**	8	**320 1500BB**
20	26/34	26/34	6	**320 2000PP**	8	**320 2000BB**

Elbowed left.

			Drain-Cap		Cap-Drain	
ND	Nut	Outlet	Qty	Ref.	Qty	Ref.
15	20/27	20/27	6	**320 1500PB**	6	**320 1500BP**
20	26/34	26/34	6	**320 2000PB**	6	**320 2000BP**

Elbowed left.

Straight valves with integrated check valve

EB insert with NF brand

Brass

912C Gas-threaded outlet

				Drain-Drain		Cap-Cap	
ND	Nut	Outlet	Length	Qty	Ref.	Qty	Ref.
15	20/27	20/27	80	10	**912C 15PP**	10	**912C 15BB**

				Drain-Cap		Cap-Drain	
ND	Nut	Outlet	Length	Qty	Ref.	Qty	Ref.
15	20/27	20/27	80	10	**912C 15PB**	10	**912C 15BP**

EB insert with NF brand

Brass

912CEPJ Gas-threaded outlet - Synthetic rotating nut

				Drain-Drain		Cap-Cap	
ND	Nut	Outlet	Length	Qty	Ref.	Qty	Ref.
15	20/27	20/27	80	10	**912CEPJ 15PP**	10	**912CEPJ 15BB**

				Drain-Cap		Cap-Drain	
ND	Nut	Outlet	Length	Qty	Ref.	Qty	Ref.
15	20/27	20/27	80	10	**912CEPJ 15PB**	10	**912CEPJ 15BP**

Square valves with integrated check valve

Brass

EB insert with NF brand

512C 518C — Gas-threaded outlet or integrated fitting 28 U-CAN technology

			Drain-Drain		Cap-Cap	
ND	Nut	Outlet	Qty	Ref.	Qty	Ref.
15G	20/27	26/34	1	512C 15G00PP	1	512C 15G00BB
15G	20/27	ø 25	1	518C 15G00PP	1	518C 15G00BB

			Drain-Cap		Cap-Drain	
ND	Nut	Outlet	Qty	Ref.	Qty	Ref.
15G	20/27	26/34	1	512C 15G00PB	1	512C 15G00BP
15G	20/27	ø 25	1	518C 15G00PB	1	518C 15G00BP

Brass

512CEPJ 518CEPJ — Gas-threaded outlet or integrated fitting 28 U-CAN technology Synthetic rotating nut

			Drain-Drain		Cap-Cap	
ND	Nut	Outlet	Qty	Ref.	Qty	Ref.
15G	20/27	26/34	1	512CEPJ 15G00PP	1	512CEPJ 15G00BB
15G	20/27	ø 25	1	518CEPJ 15G00PP	1	518CEPJ 15G00BB

			Drain-Cap		Cap-Drain	
ND	Nut	Outlet	Qty	Ref.	Qty	Ref.
15G	20/27	26/34	1	512CEPJ 15G00PB	1	512CEPJ 15G00BP
15G	20/27	ø 25	1	518CEPJ 15G00PB	1	518CEPJ 15G00BP

Sainte-Lizaigne antipollution valve - check valves provide dual anti-pollution functionality (fitted with an NF insert) and after meter handle within minimal space (standard check valve sizes).

Anti-pollution cartridge valve

391 Anti-pollution cartridge valve type EB

		For water meter			
ND	Description	Threading	Water meter internal ø	Qty	Ref.
15	1/2"	20/27	18,50	1	**391 15**
20	3/4"	26/34	22,20	1	**391 20**
25	1"	33/42	28,80	1	**391 25**
30*	1 1/4"	40/49	38,60	1	**391 30**
40*	1 1/2"	50/60	44,65	1	**391 40**

**Various models.*

Filter

602 Drain filter

ND	Description	Inlet	Outlet	Version	Ref.	
15	1/2"	F 15 x 21	F 15 x 21		**602 1/2" L**	
15	1/2"	F 15 x 21	F 15 x 21	Drain	**602 1/2" L P**	*Please contact us*
20	3/4"	F 20 x 27	F 20 x 27		**602 3/4" L**	
20	3/4"	F 20 x 27	F 20 x 27	Drain	**602 3/4" L P**	*Please contact us*
25	1"	F 26 x 34	F 26 x 34		**602 1" L**	
25	1"	F 26 x 34	F 26 x 34	Drain	**602 1" L P**	*Please contact us*
30	1"1/4	F 33 x 42	F 33 x 42		**602 1"1/4" L**	
30	1"1/4	F 33 x 42	F 33 x 42	Drain	**602 1"1/4" L P**	*Please contact us*
40	1"1/2	F 40 x 49	F 40 x 49		**602 1"1/2" L**	
40	1"1/2	F 40 x 49	F 40 x 49	Drain	**602 1"1/2" L P**	*Please contact us*
50	2"	F 50 x 60	F 50 x 60		**602 2" L**	
50	2"	F 50 x 60	F 50 x 60	Drain	**602 2" L P**	*Please contact us*

Test pressure 20 bars.

203 Straight male/female extension

ND	Threading	Length	Material	Ref.
15	20/27	15	Brass	**203 15L15**
15	20/27	20	Brass	**203 15L20**
15	20/27	58	Brass	**203 15L58**
15	20/27	58	Synthetic	**203 15L58P**



Extension 203 15L58P

Integrated gasket

Wide gasket surface

- A metering assembly (water meter, before and after water meter) in composite 100% compatible.
- Easy installation and handling
  - ➜ assembly without tools
  - ➜ integrated sealing
  - ➜ compact and light
- Strong products in advanced synthetic material, adapted to assemblies with composite water meters.

203 Male/male bypass (temporary)

ND	Threading	Length	Material	Ref.
15	20/27	170	Brass	**203 15**
15A	20/27	80	Brass	**203 15A**
15L110P	20/27	110	Polyacétal	**203 15L110P**
20A	26/34	190	Brass	**203 20A**
20L110P	26/34	110	Polyacétal	**203 20L110P**

Please contact us for other sizes.

211 Transition part for water meter recalibration

Old meter (M)	New meter (F)	Ref.
40 - (50 x 60)	30 - (40 x 49)	**211 4030 L**
40 - (50 x 60)	25 - (33 x 42)	**211 4025 L**
40 - (50 x 60)	20 - (26 x 34)	**211 4020 L**
40 - (50 x 60)	15 - (20 x 27)	**211 4015 L**
30 - (40 x 49)	20 - (26 x 34)	**211 3020 L**
30 - (40 x 49)	15 - (20 x 27)	**211 3015 L**
25 - (33 x 42)	20 - (26 x 34)	**211 2520 L**
25 - (33 x 42)	15 - (20 x 27)	**211 2515 L**
20 - (26 x 34)	15 - (20 x 27)	**211 2015**

712 2-piece threaded fitting with flat surface

ND	Nut	Male	Length	Ref.
15	20/27	15/21	35	**712 15**
20	26/34	20/27	37	**712 20**
25	33/42	26/34	42	**712 25**
30	40/49	33/42	45	**712 30**
40	50/60	40/49	53	**712 40**

Metering accessories



202 CB Flat seals for water meter

Water meter ND	Nut	Thickness	A pack of	Ref.
10	12/17	2	100	**202 C10B**
12	15/21	2	100	**202 C12B**
15	20/27	2	100	**202 C15B**
15	20/27	3	50	**202 C15B ep3**
20	26/34	2	100	**202 C20B**
20	26/34	3	50	**202 C20B ep3**
25	33/42	2	100	**202 C25B**
25	33/42	3	50	**202 C25B ep3**
30	40/49	2	100	**202 C30B**
30	40/49	3	50	**202 C30B ep3**
40	50/60	2	100	**202 C40B**
40	50/60	3	50	**202 C40B ep3**



FIL Polyamide thread for water meter sealing (standard indications)

A pack of	Ref.
1 000	**FIL**



FIL 2 Metallic thread for water meter sealing (standard indications)

Color	A pack of	Ref.
blue	100	**FIL 2**
red	100	**FIL 2R**
green	100	**FIL 2V**

Please contact us for other colors.

BAG Ring seal for water meter sealing without marking

ND	Color	A pack of	Ref.
15	blue	500	**BAG 15B SM**
15	red	500	**BAG 15R SM**
20	blue	500	**BAG 20B SM**
20	red	500	**BAG 20R SM**
30	blue	250	**BAG 30B SM**
30	red	250	**BAG 30R SM**
40	blue	200	**BAG 40B SM**
40	red	200	**BAG 40R SM**

Please contact us for specific marking and other colors.

863 Female spherical stop valve

Female	Ref.
15/21	**863 15**
20/27	**863 20**
26/34	**863 26**
33/42	**863 33**
40/49	**863 40**
50/60	**863 50**

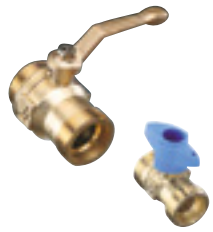

852 Male spherical stop valve - Inlet compatible U-CAN fitting

ND	Inlet	Male	Length	Ref.
15¤	15/21	15/21	70	**852 15**
15 G*	20/27	20/27	65	**852 15G**
20 G*	26/34	26/34	72	**852 20G**
20 H*	33/42	33/42	78	**852 20H**
30 G*	40/49	40/49	99	**852 30G**
40 G*	50/60	50/60	115	**852 40G**

**G : enlarged outlet - H : 2 x enlarged outlet. ¤ Reference not compatible with U-CAN integrated fitting.*

762 Stop valve

		Plain FF valve		With cap and pre-pierced for drain
Female-Female	Length	Ref.	Price	Ref.
12/17	53	**762 12**	7,91	-
15/21	58	**762 15**	8,56	**762 15P**
20/27	71	**762 20**	11,76	**762 20P**
26/34	68	**762 26**	17,82	**762 26P**
33/42	96	**762 33**	41,34	-

Please contact us for drains.

Faucet

746 Watering valve

		With nose-piece fitting
ND	Inlet-Outlet	Ref.
12	15/21 - 15/21	**746 12**
15	15/21 - 20/27	**746 15**
20	20/27 - 26/34	**746 20**
20	20/27 - 20/27	**746 20R**



CYG Swan-Necked valve

ND	Height	Version	Pipe ND	Inlet	Ref.
15	1 000	1/4 turn	25	Plain	**CYG 151000 25**
15	1 000	Multi-rotation M	25	Plain	**CYG 151000 M25**
15	1 000	1/4 turn	25	Captive nut EP	**CYG 151000 25EP**
15	1 000	Multi-rotation M	25	Captive nut EP	**CYG 151000 M25EP**
15	1 150	1/4 turn	25	Plain	**CYG 151150 25**
15	1 150	Multi-rotation M	25	Plain	**CYG 151150 M25**
15	1 150	1/4 turn	25	Captive nut EP	**CYG 151150 25EP**
15	1 150	Multi-rotation M	25	Captive nut EP	**CYG 151150 M25EP**

WATER METER ENVIRONMENT

Sainte-Lizaigne water meter supports

2 versions

Stainless steel supports (thickness 4 mm)

Water meter support 4000 12

Adjustable support MODULA



MOD 15 002

Supplied assembled, ready to install

Water meter support type

4000 12 support : extra-short support for meter with length 110 mm L190
4000 support : short support (L250) for external anti-pollution check valve
4000 H support : high support for standard length meter* L250xH150
5000 support : long standardized support for standard length meter* and internal anti-pollution check valve L334
7000 support : support for standard length meter* (one side closed) L250
4000 L275 support : long support for meter with length 110 mm and internal anti-pollution check valve L275
5000 L404 support : extra-long support L404

Supplied as a kit, ready to assemble

All valves

before water meter / after water meter
check valve / integrated check valve
multi-rotations

All configurations

straight / elbow

All sizes

ND 15, 20, 30, 40

All handles before water meter

STANDARD



LOCKABLE Z



TAMPER-PROOF K

Inlets / outlets

Integrated brass fitting for PE/PVC



Type 18
U-CAN technology

Integrated synthetic fitting for PE/PVC



Type 19
U-CAN technology

Gas threading



Type 12

4000, 7000, 5000 water meter supports

Composition of basic model

4110 15 AA

ND	Ref.
15	4110 15AA
20	4110 20AA

For standard length meter* 170 mm
- **rail 4000** : short support (L250) for external anti-pollution check valve
- **nipple 4011** before water meter
- **sliding bush 5011** after water meter

ND 15
ND 20
ND 30
ND 40

Before water meter

Type of before meter	Before water meter function

STRAIGHT | ELBOWED | STANDARD | LOCKABLE Z | TAMPER-PROOF K

4812

4412

4812

4812 Z

4812 K

Fittings and diameters

please state when ordering

For meter	Inlet threading	or	Integrated fitting	Outlet threading
15	20 x 27 26 x 34		20 25 32	20 x 27
20	26 x 32 33 x 42		25 32	26 x 34
30	40 x 49 50 x 60		40 50	40 x 49
40	50 x 60		50	40 x 49

Other options

Valve inlets / outlets

Enlarged G
2 x Enlarged G

4812 G

Integrated fitting 28
U-CAN Technology

4818 G

Integrated fitting 29
U-CAN Technology

4819 G

Assembly examples

ND	Ref.
15	5110 15AA
20	5110 20AA

ND	Ref.
15	4110 15HAA
20	4110 20HAA

4000, 7000, 5000 water meter supports

Support type

Stainless steel support thickness 4 mm

4000 12 support : extra-short support for water meter with length 110 mm L190
4000 support : short support (L250) for external anti-pollution check valve
4000 H support : high support for standard length water meter* L250xH150
5000 support : long standardized support for standard length water meter* and internal anti-pollution check valve L334
7000 support : support for standard length water meter* (one side closed) L250
4000 L275 support : long support for water meter with length 110 mm and internal anti-pollution check valve L275
5000 L404 support : extra-long support L404

After water meter

Type of after meter	Valve	Drain option on after water meter (upstream or downstream)	Check valve	Valve - check-valve

STRAIGHT

5912

5912 P01 / 5912 P10

5310 PP

5011 + 912C

ELBOWED

5512

5512 P01 / 5512 P10

5011 + 320 PP

5011 + 518C

LT = **LR** (External Length of support) + **LE** (Inlet Length) + **LS** (Outlet Length) measurements in mm

	LR					LE				LS				
ND	extra short 4000 12 serie	short support 4000 serie	long support 5000 serie	long support 4000 L275	extra-long 5000 L404	4011	4812 / 4811 4812 K / 4811 K	4818 / 4828	4412 / 4411 4418 / 4428	5011	5912 / 5911	5512 / 5511 5518 / 5528	5310	5011 + 313
15	198	258	342	283	412	17	53	76	46	19	64	59	77	60
20	–	283	366	–	–	18	60	84	59	23	72	72	76	70
30	–	371	473	–	–	21	81	108	70	34	100	88	94	-
40	–	415	559	–	–	38	94	123	81	35	115	102	101	-

Between axes 1 and 2

ND	extra-short 4000 12 serie		short support 4000 serie		long support 5000 serie		long support 4000 L275	
	1	2	1	2	1	2	1	2
15	70	140	110	200	194	271	120	210
20	–	-	120	210	194	274	-	-
30	–	-	194	270	2x146,5	2x185	-	-
40	–	-	194	284	2x168	2x213	-	-

In view of the number of references available, prices for meter supports are provided on request.

When requesting prices, please tell us : Inlet type/Outlet type/Support length/If there is a check valve inside the support or at the outlet.



4000, 7000, 5000 water meter supports

Assembly examples



ND	Description	Ref.
15	**4000 12** support ND 15 Square before water meter valve lockable Z ø25 **4418 15GZ** Sliding bush **5011 15** Square valve with integrated check valve drain-drain ø25 **518C 15G00PP**	4417 15ZBBPP



ND	Description	Ref.
15	**4000** support ND 15 Straight before water meter valve ø25 **4818 15G** Sliding straight check valve drain-drain 20/27 **5310 15PP**	4830 15BBPP
20	**4000** support ND 20 Straight before water meter valve ø32 **4818 20G** Sliding straight check valve drain-drain 26/34 **5310 20PP**	4830 20BBPP

ND	Description	Ref.
15	**4000** support ND 15 Straight before water meter valve Lockable Z ø25 **4818 15GZ** Straight check valve drain-drain **310 15L58PP** Sliding bush 20/27 **5011 15**	4813 15ZBB



ND	Description	Ref.
15	**4000** support ND 15 Straight before water meter valve Tamper-proof K 26/34 **4812 15GK** Straight check valve drain-drain **310 15L58PP** Sliding straight after water meter valve with drain 20/27 **5912 15P10**	4883 15KABPP58



ND	Description	Ref.
15	**4000** support ND 15 Square before water meter valve Tamper-proof K ø25 **4418 15GK** Straight check valve drain-drain **310 15L58PP** Sliding square after water meter valve 20/27 **5512 15**	4443 15KBBPP58

4000, 7000, 5000 water meter supports

Assembly examples

ND	Description	Ref.
15	**4000 L275** support ND 15 Straight before water meter valve Lockable Z ø25 **4818 15G** Straight valve with integrated check valve drain-drain **912C 15PP** Sliding bush 20/27 **5011 15**	**4819 15ZBB275PP**



ND	Description	Ref.
15	**5000** support ND 15 Straight before water meter valve Lockable Z ø25 **4818 15G** Straight check valve cap-cap **310 15BB** Sliding straight after water meter valve 20/27 **5912 15**	**5883 15BBBB**
20		-



ND	Description	Ref.
15	**4000** support ND 15 Straight before water meter valve Lockable Z 20/27 **4812 15Z** Straight check valve drain-drain **310 15L58PP** Sliding bush 20/27 **5011 15**	**4810 15ZAA58PP**



ND	Description	Ref.
15	**4000 L275** support ND 15 Nipple 20/27 **4011 15** Straight before water meter valve Lockable Z **812 15SZ** Sliding bush **5011 15** Straight check valve drain-drain 20/27 **310 15L58PP**	**4153 15AASZ275PP**



ND	Description	Ref.
15	**4000 L275** support ND 15 Nipple 20/27 **4011 15** Straight before water meter valve Tamper-proof K **812 15SK** Sliding straight after water meter valve **5912 15** Straight check valve drain-drain 20/27 **310 15L58PP**	**3125 15KAA58PP** **3125A 15KAA58PP** (mounted version)

MODULA water meter supports

Composition of basic model

MOD 15 013

DN	Ref.
15	MOD 15 013
20	-

- MODULA support
- nipple 4011 before water meter
- sliding bush 5011 / 5011 EP after water meter
- bypass

Supplied assembled, ready to install

ND 15

ND 20

Before water meter

Type of before meter	Before water meter function

STRAIGHT | ELBOWED | STANDARD | LOCKABLE Z | TAMPER-PROOF K

4812

4412

4812

4812 Z

4812 K

Fittings and diameters

please state when ordering

For meter	Inlet threading	or	Integrated fitting	Outlet threading
15	20 x 27 26 x 34		20 25 32	20 x 27
20	26 x 32 33 x 42		25 32	26 x 34

Other options

Valve inlets / outlets

Enlarged G
2 x Enlarged G



4812 G

Integrated fitting 28
U-CAN Technology

4818 G

Integrated fitting 29
U-CAN Technology

4819 G

Assembly examples



ND	Ref.
15	MOD 15 001



ND	Ref.
15	MOD 15 004



ND	Ref.
15	MOD 15 005



ND	Ref.
15	MOD 15 009



ND	Ref.
15	MOD 15 011K



ND	Ref.
15	MOD 15 007

MODULA water meter supports

After water meter

Type of after meter	Valve	Drain option on after water meter (upstream or downstream)	Check valve	Valve - check-valve
STRAIGHT				
	5912	5912 P01 / 5912 P10	310 PP + 5011 EP	912C + 5011 EP
ELBOWED				
	5512	5512 P01 / 5512 P10	5011 EP + 320 PP	5011 EP + 518 C

MODULA





ND	Ref.
20	MOD 20 001



ND	Ref.
20	MOD 20 004

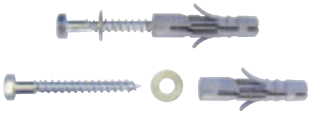

The fixing screw kit is available as an option.

222 KIT RAIL

Select the parts for your assembly and indicate the references of the required products, stating their position (inside or outside the support)
- to be fitted upstream
- before water meter valve
- after water meter
- to be fitted downstream

MODULA water meter supports

Assembly examples

ND	Description	Ref.
15	**MODULA** support	**MODULA 1520 001**
15	**MODULA** support set for meter 15-110/170 Straight before water meter valve ED25 inlet Sliding bush Straight check valve male G3/4" (20x27) outlet	**MOD 15 001**
15	**MODULA** support set for meter 15-110/170 Straight before water meter valve ED25 inlet Sliding bush Straight check valve + valve male G3/4" (20x27) outlet	**MOD 15 002**
15	**MODULA** support set for meter 15-110/170 Straight before water meter valve ED32 inlet Sliding bush Straight check valve + valve male G3/4" (20x27) outlet	**MOD 15 006**
15	**MODULA** support set for meter 15-110/170 Straight before water meter valve male G3/4" (20x27) inlet Sliding bush Straight check valve + straight valve male G3/4" (20x27) outlet	**MOD 15 007**
15	**MODULA** support set for meter 15-110/170 Straight before water meter valve male G1" (26x34) inlet Sliding bush Straight check valve male G3/4" (20x27) outlet	**MOD 15 029**
15	**MODULA** support set for meter 15-110/170 Straight before water meter valve male G1"(26x34) inlet Sliding bush Straight check valve + valve male G3/4" (20x27) outlet	**MOD 15 010**
15	**MODULA** support set for meter 15-110/170 Square before water meter valve ED25 inlet Sliding bush Straight check valve male G3/4" (20x27) outlet	**MOD 15 005**
15	**MODULA** support set for meter 15-110/170 Square before water meter valve ED25 inlet Sliding bush Straight check valve + square valve ED25 outlet	**MOD 15 008**
15	**MODULA** support set for meter 15-110/170 Square before water meter valve ED32 inlet Sliding bush Straight check valve + square valve ED25 outlet	**MOD 15 009**
15	**MODULA** support set for meter 15-110/170 Square before water meter valve male G1" (26x34) inlet Sliding bush Square valve + straight check valve male G3/4" (20x27) outlet	**MOD 15 012**

MODULA water meter supports

Assembly examples

	ND	Description	Ref.
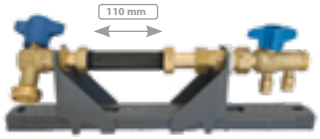	15	**MODULA** support set for meter 15-110/170 Square before water meter valve male G1" (26x34) inlet Sliding bush Straight check valve + straight valve male G3/4" (20x27) outlet	**MOD 15 011**
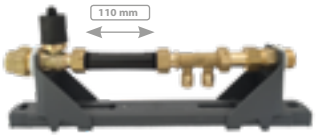	15	**MODULA** support set for meter 15-110/170 Straight before water meter valve tamper-proof ED25 inlet Sliding bush Straight check valve male G3/4" (20x27) outlet	**MOD 15 001K**
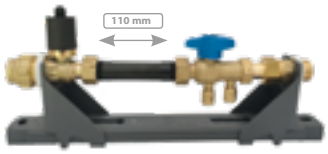	15	**MODULA** support set for meter 15-110/170 Straight before water meter valve tamper-proof ED25 inlet Sliding bush Straight check valve + valve male G3/4" (20x27) outlet	**MOD 15 002K**
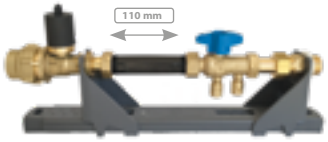	15	**MODULA** support set for meter 15-110/170 Straight before water meter valve tamper-proof ED32 inlet Sliding bush Straight check valve + valve male G3/4"(20x27) outlet	**MOD 15 006K**
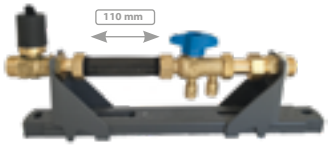	15	**MODULA** support set for meter 15-110/170 Straight before water meter valve tamper-proof male G3/4" (20x27) inlet Sliding bush Straight check valve + straight valve male G3/4"(20x27) outlet	**MOD 15 007K**
	15	**MODULA** support set for meter 15-110/170 Straight before water meter valve tamper-proof male G1" (26x34) inlet Sliding bush Straight check valve male G3/4"(20x27) outlet	**MOD 15 029K**
	15	**MODULA** support set for meter 15-110/170 Straight before water meter valve tamper-proof male G1" (26x34) inlet Sliding bush Straight check valve + straight valve male G3/4" (20x27) outlet	**MOD 15 010K**
	15	**MODULA** support set for meter 15-110/170 Square before water meter valve tamper-proof ED25 inlet Sliding bush Straight check valve male G3/4" (20x27) outlet	**MOD 15 005K**
	15	**MODULA** support set for meter 15-110/170 Square before water meter valve tamper-proof ED25 inlet Sliding bush Straight check valve + square valve ED25 outlet	**MOD 15 008K**
	15	**MODULA** support set for meter 15-110/170 Square before water meter valve tamper-proof ED32 inlet Sliding bush Straight check valve + square valve ED25 outlet	**MOD 15 009K**

MODULA water meter supports

Assembly examples

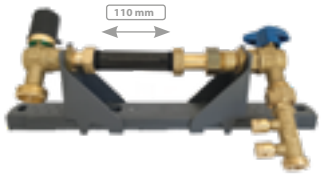



ND	Description	Ref.
15	**MODULA** support set for meter 15-110/170 Square before water meter valve tamper-proof male G1" (26x34) inlet Sliding bush Square valve + straight check valve male G3/4" (20x27) outlet	MOD 15 012K
15	**MODULA** support set for meter 15-110/170 Square before water meter valve tamper-proof male G1" (26x34) inlet Sliding bush Straight check valve + straight valve male G3/4" (20x27) outlet	MOD 15 011K

ND15 Models : synthetic rotating nut option on before water meter valve (818/812EPJ - 418/412EPJ) and on straight valve - check valve (912CEPJ)







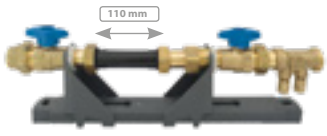

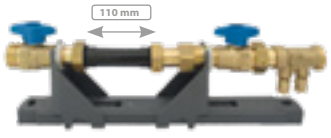

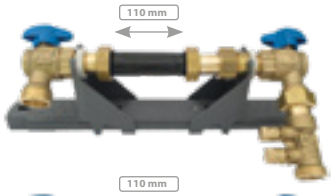



ND	Description	Ref.
20	**MODULA** support set for meter 20-190 Straight before water meter valve ED25 inlet Sliding bush Straight check valve male G1" (26x34) outlet	MOD 20 002
20	**MODULA** support set for meter 20-190 Straight before water meter valve ED25 inlet Sliding bush Straight check valve + valve male G1" (26x34) outlet	MOD 20 003
20	**MODULA** support set for meter 20-190 Straight before water meter valve ED32 inlet Sliding bush Straight check valve male G1" (26x34) outlet	MOD 20 001
20	**MODULA** support set for meter 20-190 Straight before water meter valve ED32 inlet Sliding bush Straight check valve + straight valve male G1" (26x34) outlet	MOD 20 004
20	**MODULA** support set for meter 20-190 Straight before water meter valve male G1" (26x34) inlet Sliding bush Straight check valve + valve male G1" (26x34) outlet	MOD 20 005
20	**MODULA** support set for meter 20-190 Square before water meter valve male G1" (26x34) inlet Sliding bush Straight check valve + square valve male G1" (26x34) outlet	MOD 20 006
20	**MODULA** support set for meter 20-190 Square before water meter valve ED32 inlet Sliding bush Straight check valve + square valve male G1" (26x34) outlet	MOD 20 007

MODULA water meter supports

Assembly examples









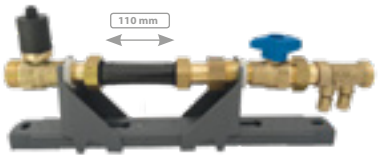

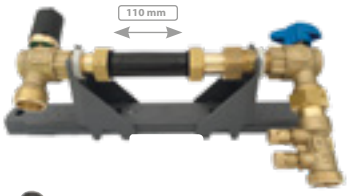



ND	Description	Ref.
20	**MODULA** support set for meter 20-190 Straight before water meter valve tamper-proof ED25 inlet Sliding bush Straight check valve male G1" (26x34) outlet	**MOD 20 002K**
20	**MODULA** support set for meter 20-190 Straight before water meter valve ED25 inlet Sliding bush Straight check valve + straight valve male G1" (26x34) outlet	**MOD 20 003K**
20	**MODULA** support set for meter 20-190 Straight before water meter valve tamper-proof ED32 inlet Sliding bush Straight check valve male G1" (26x34) outlet	**MOD 20 001K**
20	**MODULA** support set for meter 20-190 Straight before water meter valve tamper-proof ED32 inlet Sliding bush Straight check valve + straight valve male G1" (26x34) outlet	**MOD 20 004K**
20	**MODULA** support set for meter 20-190 Straight before water meter valve tamper-proof male G1" (26x34) inlet Sliding bush Straight check valve + valve male G1"(26x34) outlet	**MOD 20 005K**
20	**MODULA** support set for meter 20-190 Square before water meter valve tamper-proof male G1" (26x34) inlet Sliding bush Straight check valve + square valve male G1" (26x34) outlet	**MOD 20 006K**
20	**MODULA** support set for meter 20-190 Square before water meter valve tamper-proof ED32 inlet Sliding bush Straight check valve + square valve male G1" (26x34) outlet	**MOD 20 007K**

WATER METER ENVIRONMENT

E-CUB meter box

Ideal position

Bordering the property

Accessibility

All valves

ND 15, 20
before water meter with
standard, lockable Z
or tamper-proof K handle
after water meter
check valve
with integrated check valve

Integrates perfectly into the environment

Imagined and designed product to preserve environment

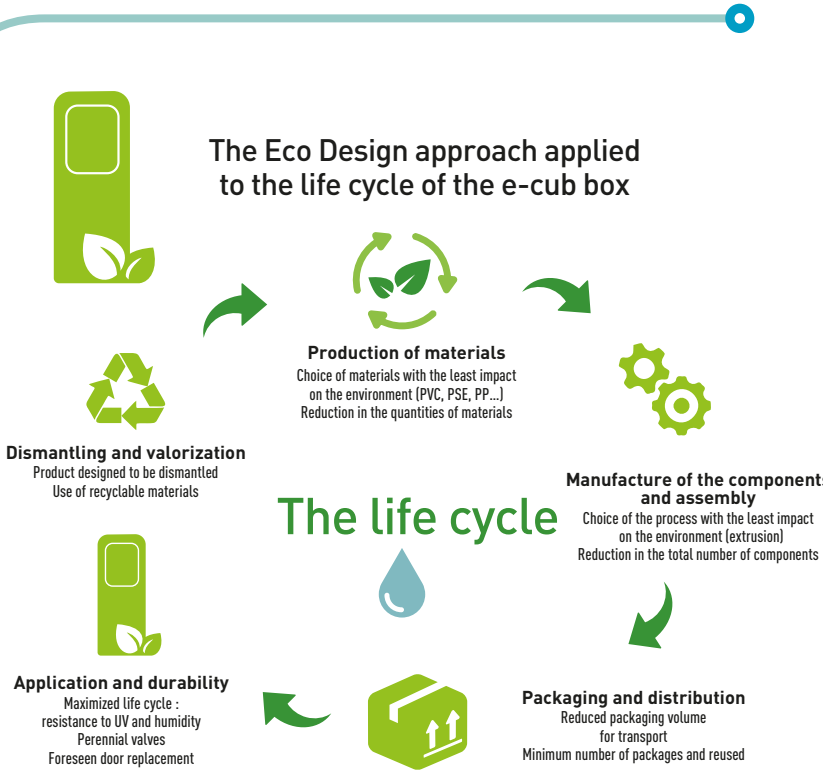

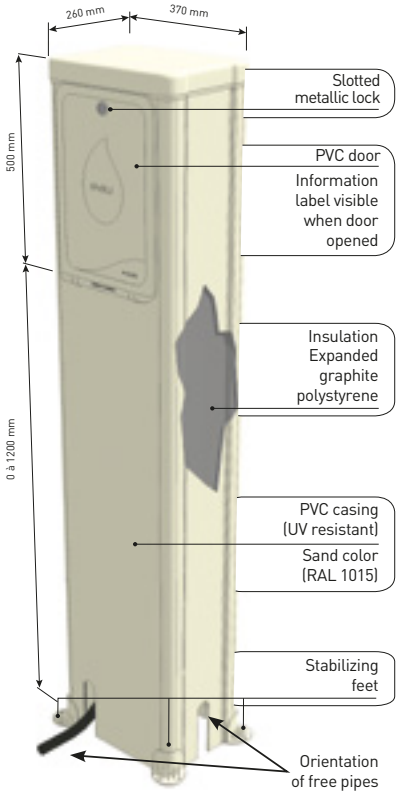

e-cub models	XS	S	S+	M	L
weight (kg)	4	9	9,5	11,5	13

E-CUB meter box



BVCert.6055236

Sainte-Lizaigne
is the only manufacturer to offer
a **COMPLETE CONNECTION** with the
GUARANTEED FRENCH ORIGIN LABEL

Certified frost resistance

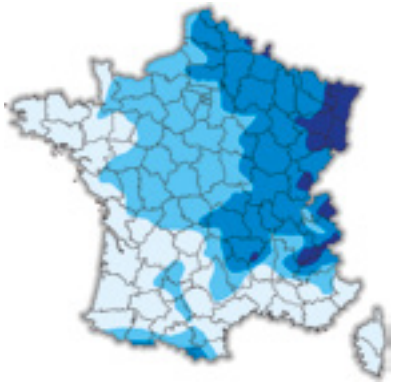

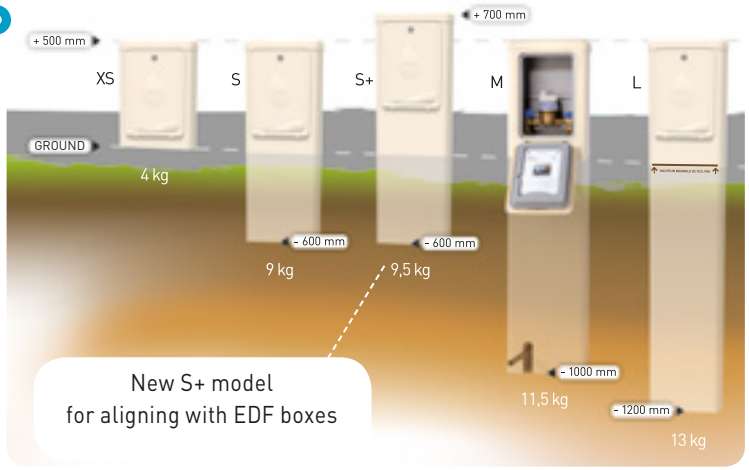

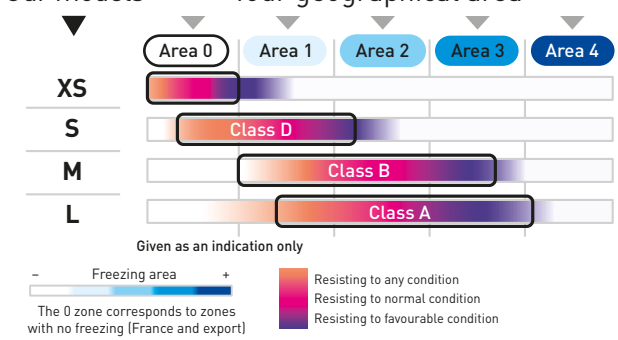

This compatibility map has been drawn up from observed meteorological data.
It is an indication only and does not take into account installation conditions or particular climatic data (exposition / altitude / temperature gradient and ground humidity...)

Freezing resistance tested by the LRPC (Laboratoire Régional des Ponts et Chaussées, Nancy – CETE de l'Est)

According to the testing protocole LR-N/VHG N°302 Version 1.2 February 2005. "Frost resistance Test for a water meter box for drinking water"

E-CUB frost protection design

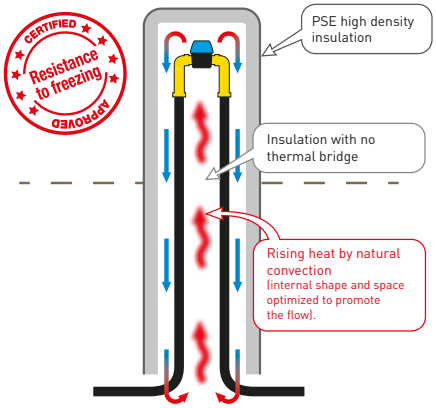

Certificates available on request

E-CUB meter box

Compact, with frost protection for in line meters 110 to 170 mm

Box for meter ND 15 length 110 or 170 mm or ND 20 length 110 mm

ORIGINE FRANCE® GARANTIE BVCert.6055236

- **Ideal position bordering the property**
- **Accessibility** (direct index reading, direct access to the valves)
- **Sainte-Lizaigne frost protection design**

E-CUB meter box

Standard model : CB

BMV + AMV check valve (elbow)
Lockable

- Valves **45 Z** :
  BMV elbow + AMV elbow check valve, BMV lockable
- Graphite grey insulation (50 g/l)
- 4 stabilizing feet
- Metallic lock
- Supplied with a plastic key, pack of 8

BMV : before meter valve
AMV : after meter valve

Meter box CB

Model (length in mm)	1525 ND 15 without pipes for connection 25	1525L ND 15 with long pipes PE 25	1525C ND 15 with elbow pipes PE 25	1532 ND 15 without pipes for connection 32	1532C ND 15 with elbow pipes PE 32	2032 ND 20 without pipes for connection 32	2032C ND 20 with elbow pipes PE 32	Surcharge for < 8
XS (500)								
S (1100)								
SP (1300)								
M (1500)								
L (1700)								

*Example of codification for e-cub box

Product code	Model / height	ND meter / valve	Pipes	Valves	Type of BMV
CB	**M**	**15**	**25 C**	**45**	**Z**

Ref. : CBM1525C45Z

E-CUB meter box

BVCert. 6055236

Options

Designation	+/- cost
After water meter check valve PP 313 15PP (valves **43Z**)	
Double door	
Valve **K**	
Option for model XS : ringed casing fitting the PE pipes at the outlet (all the models with pipes)	
Straight valve (for meter ND15 Length 170 mm) BMV + AMV check valve **89**	
Straight valve (for meter ND15 Length 170 mm) BMV + check valve **83**	
Pressure reducer mounted after water meter according to box model (on request)	

Carriage :
3 pallets
(i.e. 24 boxes)

Examples of assembly



BMV + AMV check valve (elbow)
Tamper-proof

BMV + check valve (elbow)
Lockable

BMV + AMV check valve
(straight) + elbows / Lockable

Assembly with pressure reducer

Pipe dimensions

- **Long pipes :** external dimension 1.50 m (model XS 1 m)
- **Elbowed pipes models S-M-L :** external dimension 0.20 m

Spare parts

Designation	Ref.	
Thermal barrier	PDR CBBAT	
Replacement hinge	PDR CBCHA	
Door seal	PDR CBJOI	
Replacement door	PDR CBP2GVM	
Réducteur de pression	PDR RPR MF2020	-

Tools

C8P — Plastic key for e-cub box

Ref.
CLE C8P

C8M — Metal key for e-cub box

Ref.
CLE C8M

WATER METER ENVIRONMENT

Sainte-Lizaigne's box

Ideal position

Bordering the property

Accessibility

Ready to install solution

- equipped box with valves, ready to get the water meter
- 4 independent feet to facilitate setting up

All valves

ND 15, 20
before water meter with standard, lockable Z or tamper-proof K handle
after water meter
check valve with integrated check valve

Integrates perfectly into the environment

Finishing base in lower part



Box

For in line meters 110 to 170 mm

Box for meter ND 15 length 110 or 170 mm or ND 20 length 110 mm

- **Ideal position bordering the property**
- **Accessibility** (direct index reading, direct access to the valves)
- **Ready-to-install solution**

Standard model : CF

BMV + AMV (elbows) + check valve
Tamper-proof K

Valves **44K78PP** :
- BMV tamper-proof K
- Check valve
- AMV elbow
- finishing base
- 4 independent feet
- 1/4 turn camlock

BMV : before meter valve
AMV : after meter valve

Box CF Ref. : CFAS15AA44K78PP

PRODUCT CODE	BASE	ND meter/ valvese	ND OR PE	VALVES TYPE	VALVES HANDLE	CHECK VALVE TYPE
CF	AS with base		AA inlet 25 outlet 25	Square before water meter valve and check valve **43**	Standard **A**	(length 78 drain-drain) **78 PP**
		15		Square before and after water meter valves **44**		(length 78 cap-drain) **78 BP**
			AB inlet 25 outlet 32	Square before water meter valve and after water meter valve check valve **45**		(length 78 cap-cap) **78 BB**
	SS without base	20	BB inlet 32 outlet 32	Straight before water meter valve and square check valve **83**	Lockable **Z**	(length 58 drain-drain) **58 PP**
				Straight before and after meter valves **88**	Tamper-proof **K**	(length 58 cap-drain) **58 BP**
			BA inlet 32 outlet 25	Straight before water meter valve and after water meter valve check-valve **89**		(length 58 cap-cap) **58 BB**

Ref.
CFSS15AA44K78PP
CFAS15AA44K78PP
CFSS15AA44Z78PP
CFAS15AA44Z78PP

Option

Designation	
Telescopic connecting part enabling to switch between 1 and 2 meters ("green" meter or watering meter)	

WATER METER ENVIRONMENT

E-CUB meter chambers

e-cub fix chamber

fixed standard valves
Classic solution

e-cub flex chamber

flexible pipes enabling meter removal
Accessibility solution

e-cub comfort chamber

removable hydraulic assembly
Service solution

Application

Plastic cover
Cast iron cover
Composite cover for regulated traffic zone

Plastic cover

Cast iron cover B125 NF certified (optional locking)



Composite cover for regulated traffic zone

All valves

ND 15, 20
before water meter with
standard, lockable Z
or tamper-proof K handle
after water meter
check valve
with integrated check valve

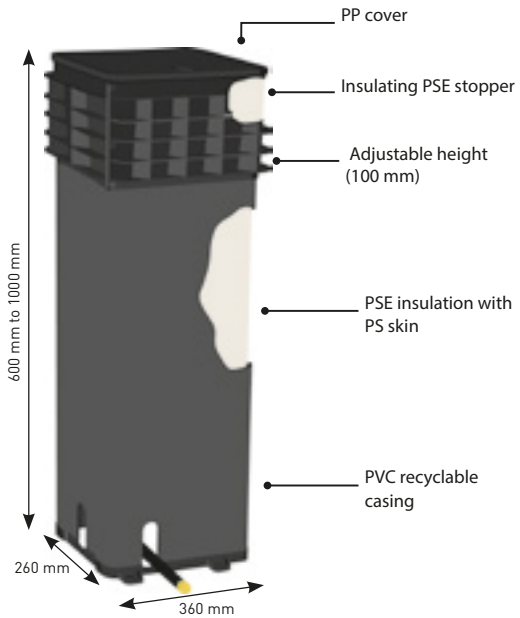

e-cub Models	S	M	L
Weight (kg)	10	11	12

sl@sainte-lizaigne.com / www.sainte-lizaigne.com / www.sainte-lizaigne-eshop.com

E-CUB meter chambers

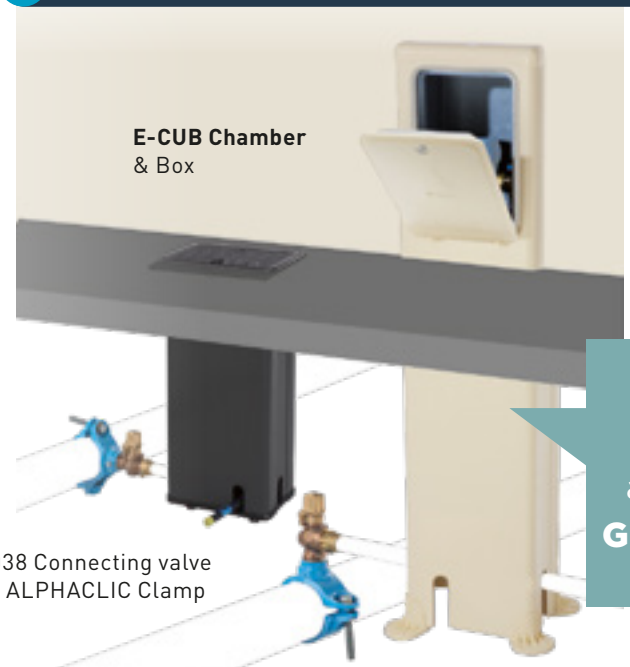

BVCert.6055236

Sainte-Lizaigne
is the only manufacturer to offer
a **COMPLETE CONNECTION** with the
GUARANTEED FRENCH ORIGIN LABEL

Certified frost resistance

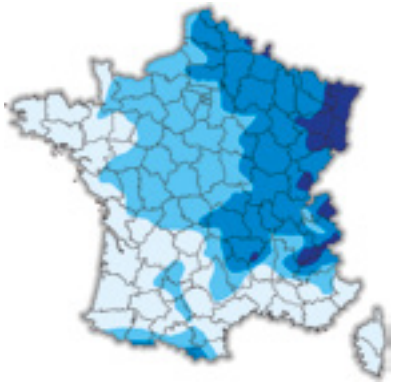

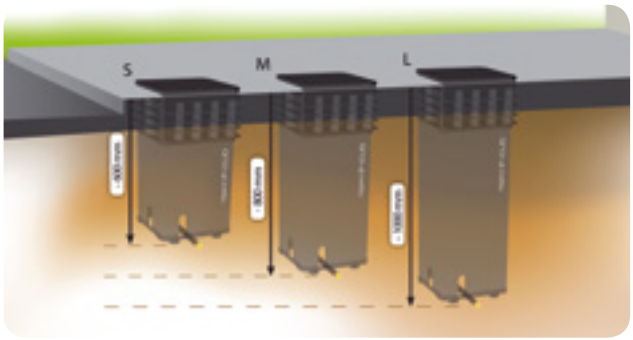

Our models — Your geographical area

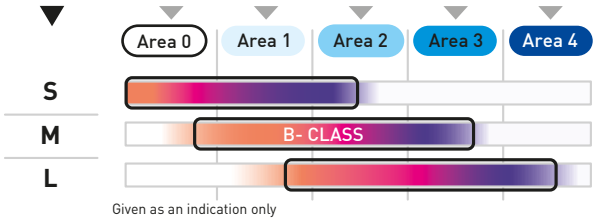

This compatibility map has been drawn up from observed meteorological data.
It is an indication only and does not take into account installation conditions or particular climatic data (exposition / altitude / temperature gradient and ground humidity...)

E-CUB Frost Protection design

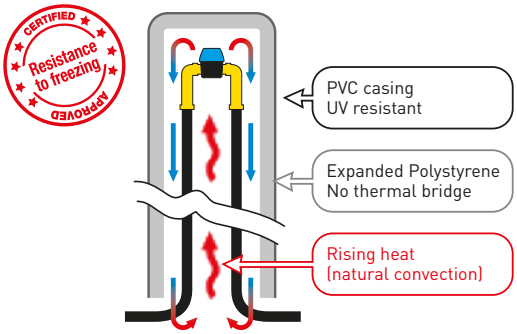

Freezing resistance tested by the LRPC (Laboratoire Régional des Ponts et Chaussées, Nancy – CETE de l'Est)

According to the testing protocole LR-N/VHG N°302 Version 1.2 February 2005.
"Frost resistance Test for a water meter box for drinking water"

Certificates available on request

THE **CLASSIC** SOLUTION

E-CUB FIX meter chamber

Fixed standard valves

Chamber for meter ND 15 length 110 or ND 20 length 110 mm - inlet/outlet PE 25 and /or 32

- Ready to install
- Direct access
- Standard valves easily interchangeable

E-CUB meter chamber

Standard model : **CR**

- Elbowed valves (before meter 418 15GZ + check valve 313 15PP) **43Z**
- White insulation with PS skin
- A15 cover with plastic lock **AP** / cast iron cover B125 **BF** / "regulated traffic zone" composite cover **BS**
- Pack of 8 for chambers with elbowed pipes (12 for S model)
- Pack of 6 for chambers with long pipes

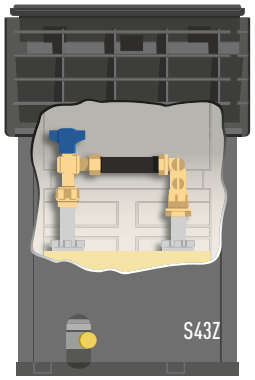

BMV + check valve (elbows) Lockable

*Example of codification for e-cub chamber

Product code	Model / height	ND meter / valve	Pipes	Version	Valves	Type of BMV	Cover
CR	M	15	25 C	S	43	Z	AP

Ref. : CRM1525CS43ZAP

e-cub FIX S chamber

	Model (height in mm)	1525L ND 15 for PE 25 with long pipes 25 (ext. length 1,5m)	1525C ND 15 for PE 25 with elbowed pipes 25 (ext. length 0,2m)	1532C ND 15 for PE 32 with elbowed pipes 32 (ext. length 0,2m)	2032C ND 20 for PE 32** with elbowed pipes 32 (ext. length 0,2m)	Surcharge for < 8/6
Outside traffic zone (plastic cover)	S (600)					
	M (800)					
	L (1000)					
Regulated traffic zone B125 EN 124 (cast iron cover) NF	S (600)					
	M (800)					
	L (1000)					
Regulated traffic zone (composite cover)	S (600)					
	M (800)					
	L (1000)					

** ND 20 L110 mm

THE **CLASSIC** SOLUTION

E-CUB FIX meter chamber

Installation + points

- Easy to install and set up
- Secured pavement implementation thanks to cast iron cover certified NF or composite cover

Configuration + points

- According to needs
- Various functions before and after water meter
- Long pipes and/or elbowed

Operation + points

- Standard valves easily interchangeable

Options

Designation	+/- cost
After water meter valve - check valve 518C15PP **45Z**	
Valve **K** ND 15	
Valve **K** ND 20	
Extra cost for cover locking	
Extra cost for 1/4 turn "regulated traffic zone" composite cover locking	
Extra cost for screw "regulated traffic zone" composite cover locking	

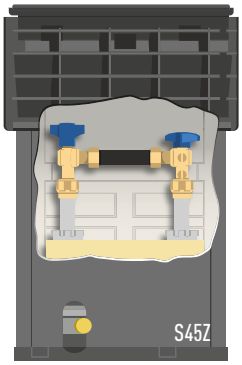

BMV + AMV check valve (elbows)
Lockable

S45Z

S45K

S43K

S83Z

Spare parts

CRTAM BF

Cast iron cover for e-cub chamber B125 EN 124

	Ref.
	CRTAM BF
Locked	CRTAM BFV

CRTAM BS

"Regulated traffic zone" composite cover for e-cub chamber

	Ref.
	CRTAM BS
Locked (with disk 1/4 turn)	CRTAM BSV
Locked (with screw)	CRTAM BSVV

Carriage : 24 chambers

Tools

C8P

Plastic key for e-cub plastic cover

Ref.
CLE C8P

C8M

Metal key for e-cub cast iron lockable cover

Ref.
CLE C8M

THE **ACCESSIBILITY** SOLUTION

E-CUB FLEX meter chamber

Meter extractible by flexible pipes

Chamber for meter ND 15 length 110 to 170 mm or ND 20 length 110 mm to 190 mm - inlet/outlet PE 25 and /or 32

ORIGINE FRANCE® GARANTIE — BVCert.6055236

E-CUB meter chamber

- Water meter easy to install
- Direct index reading
- All meters (ND15 and 20), all valves
  (various functions before and after meter : lockable, tamper-proof, standard, check-valve, valve - check valve)

Standard model : **CR**

Supplied with 2 sealing rings
(valves-flexible pipes connections)

- Elbowed valves
  (before meter 418 15GZ + check valve 313 15PP) **43Z**
- White insulation with PS skin
- A15 cover with plastic lock **AP** / cast iron cover B125 **BF** / "regulated traffic zone" composite cover **BS**
- Pack of 8 for chambers with elbowed pipes (12 for S model)
- Pack of 6 for chambers with long pipes

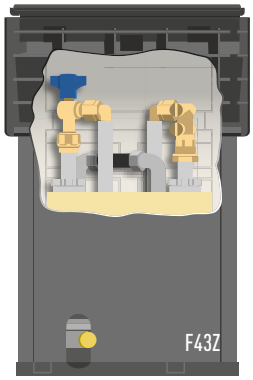

BMV + check valve (elbows)
Lockable

*Example of codification for e-cub chamber

Product code	Model / height	ND meter / valve	Pipes	Version	Valves	Type of BMV	Cover
CR	M	15	25 C	F	43	Z	AP

Ref. : CRM1525CF43ZAP

e-cub FLEX F chamber

	Model (height in mm)	1525L ND 15 for PE 25 with long pipes 25 (ext. length 1,5m)	1525C ND 15 for PE 25 with elbowed pipes 25 (ext. length 0,2m)	1532C ND 15 for PE 32 with elbowed pipes 32 (ext. length 0,2m)	2032C ND 20 for PE 32 with elbowed pipes 32 (ext. length 0,2m)	Surcharge for < 8/6
Outside traffic zone (plastic cover)	S (600)					
	M (800)					
	L (1000)					
Regulated traffic zone B125 EN 124 (cast iron cover)	S (600)					
	M (800)					
	L (1000)					
NF Regulated traffic zone (composite cover)	S (600)					
	M (800)					
	L (1000)					

THE **ACCESSIBILITY** SOLUTION

E-CUB FLEX meter chamber

Carriage :
24 chambers

Installation + points

- Easy to install and set up
- Secured pavement implementation thanks to cast iron cover certified NF or composite cover
- Easy access to water meter

Configuration + points

- According to needs
- Accepts all ND15 and ND20 meters on the market
- Various functions before and after water meter
- Long pipes and/or elbowed

Operation + points

- Easy to read index and easy maintenance thanks to the extraction of the meter via flexible pipes
- Standard valves easily interchangeable

Options

Designation	+/- cost
After water meter valve - check valve 518C15PP **45Z**	
Valve **K** ND 15	
Valve **K** ND 20	
Straight valve **83**	
Straight valve **89**	
Extra cost for cover locking	
Extra cost for 1/4 turn "regulated traffic zone" composite cover locking	
Extra cost for screw "regulated traffic zone" composite cover locking	

F45Z

F45K

Supplied with 2 sealing rings
(valve-flexible pipes connections)

Spare parts

CRTAM BF

Cast iron cover for e-cub chamber
B125 EN 124

	Ref.
	CRTAM BF
Locked	CRTAM BFV

CRTAM BS

"Regulated traffic zone"
composite cover
for e-cub chamber

	Ref.
	CRTAM BS
Locked (with disk 1/4 turn)	CRTAM BSV
Locked (with screw)	CRTAM BSVV

Tools

C8P

Plastic key for e-cub plastic cover

Ref.
CLE C8P

C8M

Metal key for e-cub cast iron lockable cover

Ref.
CLE C8M

THE **SERVICE** SOLUTION

E-CUB COMFORT meter chamber

Extractible hydraulic assembly

Chamber for meter ND15 length 110 or 170 mm

- Automatic pre cut-off
- Maintenance outside chamber
- Quick intervention without water stop

BVCert.6055236

E-CUB meter chamber

Standard model : **CR**

- Elbowed valves (before meter + check valve) **43A**
- White insulation with PS skin
- A15 cover with plastic lock **AP** / cast iron cover B125 **BF** / "regulated traffic zone" composite cover **BS**
- Pack of 8 for chambers with elbowed pipes (12 for S model)
- Pack of 6 for chambers with long pipes

*Example of codification for e-cub chamber

Product code	Model / height	ND meter / valve	Pipes	Version	Valves	Type of BMV	Cover
CR	M	15	25 C	G	43	A	AP

Ref. : CRM1525CG43AAP

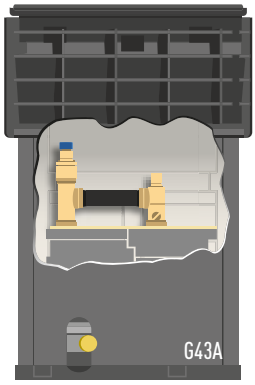

BMV + check valve (elbows)

e-cub COMFORT G chamber

	Model (height in mm)	1525L ND 15 for PE 25 with long pipes 25 (ext. length 1,5m)	1525C ND 15 for PE 25 with elbowed pipes 25 (ext. length 0,2m)	1532C** ND 20 for PE 32 with elbowed pipes 32** (ext. length 0,2m)	Surcharge for < 8/6
Outside traffic zone (plastic cover)	S (600)				
	M (800)				
	L (1000)				
Regulated traffic zone B125 EN 124 (cast iron cover) NF	S (600)				
	M (800)				
	L (1000)				
Regulated traffic zone (composite cover)	S (600)				
	M (800)				
	L (1000)				

**elbowed pipes 25 for PE connection 32 (25 GC).*

E-CUB COMFORT meter chamber

Installation + points

- Easy to install and set up
- Secured pavement implementation thanks to certified NF cast iron cover or composite cover
- Easy access to valves and water meter
- Integrated water meter sealing

Configuration + points

- Various before water meter functions
- Long pipes and/or elbowed

Operation + points

- Easy maintenance thanks to the extraction of the hydraulic assembly
- Dismantling of meter without tools
- Maintenance under load thanks to the pre cut-off system
- Quick intervention without disturbance to subscribers

Options

Designation	+/- cost
Extra cost valve **K** for gate model supplied with after water meter valve (only for 110 mm meter)	
Extra cost for cover locking	
Extra cost for 1/4 turn "regulated traffic zone" composite cover locking	
Extra cost for screw "regulated traffic zone" composite cover locking	

Carriage :
24 chambers

Spare parts

CRTAM BF

Cast iron cover for e-cub chamber B125 EN 124

	Ref.
	CRTAM BF
Locked	CRTAM BFV

CRTAM BS

"Regulated traffic zone" composite cover for e-cub chamber

	Ref.
	CRTAM BS
Locked (with disk 1/4 turn)	CRTAM BSV
Locked (with screw)	CRTAM BSVV

Tools

C8P

Plastic key for e-cub plastic cover

Ref.
CLE C8P

C8M

Metal key for e-cub cast iron lockable cover

Ref.
CLE C8M

A110 OUTIL 05

Dismantling tool for the valve support upstream or downstream (for removable gate model)

Ref.
A110 OUTIL 05

See page 112
See specific tools for E-CUB Comfort chamber p.112

E-CUB COMFORT chamber specific tools



SPECIFIC TOOLS E-CUB COMFORT CHAMBER

Details	Ref.
Short service key	A110 CLE
Tool for changing valve support (upstream or downstream)	A110 OUTIL 01
Long service key	A110 OUTIL 02
Drain valve fitted with a discharge pipe outside the chamber	A110 OUTIL 03
Dismantling wrench for valve supports (upstream or downstream)	A110 OUTIL 05

A110 meter chamber spare parts

SPARE PARTS

Designation	Ref.
3,5 T cover	-
12,5 T cover with additional part type "pavement"	-
Insulating part of cover	-

VALVES

Designation	Ref.
Standard before water meter valve	
Check-valve with unlosable drains	-
Before water meter valve fitted with tamper-proof lock holder	
After water meter valve with unlosable drains	
Possibility of converting meter chamber already installed	-
Handle of before water meter valve with the box door opening key B110	B110 CLE

All accessories for the range
TAMPER-PROOF K
page 75

B110 meter box spare parts

Conversion kit for Isoter meter box (old model with coaxial meter)

PDR B110 Standard

Ref	Equipment	PE Inlet / Outlet
PDR B110 AOPP	1 before water meter valve with fitting PE 2 elbows – without drain 1 check valve NF length 58 mm with drains 1 PE outlet fitting 1 mounting plate and screws 1 support bar 2 pipe-marking clamps	25 32

PDR B110 Double plain valve

Ref	Equipment	PE Inlet / Outlet
PDR B110 APOA	1 before water meter valve with fitting PE 1 upstream elbow 1 downstream elbow with fitted NF check valve and drains upstream of the check valve 1 after water meter valve with fitting PE 1 mounting plate and screws 1 support bar 2 pipe-marking clamps	25 32

PDR B110 Tamper-proof water meter valve K and after water meter valve

Ref	Equipment	PE Inlet / Outlet
PDR B110 KPOA	1 before water meter valve fitted with tamper-proof lock holder with fitting PE 1 upstream elbow 1 downstream elbow with fitted NF check valve and drains upstream of the check valve 1 after water meter valve with fitting PE 1 mounting plate and screws 1 support bar 2 pipe-marking clamps	25 32

Tools

B110 CLE Key for B110 box

Ref.
B110 CLE